

XEROX

JOINT EXPLANATORY STATEMENT OF THE COMMITTEE OF  
CONFERENCE

The managers on the part of the House and Senate at the conference on the disagreeing votes of the two Houses on the amendment of the Senate to the bill (H.R. 5895) making appropriations for the energy and water development and related agencies for the fiscal year ending September 30, 2019, and for other purposes, submit the following joint statement to the House and Senate in explanation of the effect of the action agreed upon by the managers and recommended in the accompanying conference report.

This conference agreement includes the Energy and Water Development and Related Agencies Appropriations Act, 2019, the Legislative Branch Appropriations Act, 2019, and the Military Construction, Veterans Affairs, and Related Agencies Appropriations Act, 2019. The Senate amendment included the Senate versions of each of those bills (S. 2975, S. 3071, and S. 3024, respectively). Similarly, the House bill included the House versions of the legislation (H.R. 5895, H.R. 5894, and H.R. 5786, respectively). H.R. 5895 was passed by the House on June 8, 2018 and used as the vehicle for the Senate amendment, which passed the Senate on June 25, 2018.

Section 1 of the conference agreement is the short title of the bill.

Section 2 of the conference agreement displays a table of contents.

Section 3 of the conference agreement states that, unless expressly provided otherwise, any reference to "this Act" contained in any division shall be treated as referring only to the provisions of that division.

Section 4 provides a statement of appropriations.

The conference agreement does not contain any congressional earmarks, limited tax benefits, or limited tariff benefits as defined by clause 9 of rule XXI of the Rules of the House of Representatives.

DIVISION A—ENERGY AND WATER DEVELOPMENT AND RELATED AGENCIES  
APPROPRIATIONS ACT, 2019

The following statement to the House of Representatives and the Senate is submitted in explanation of the agreed upon Act making appropriations for energy and water development for the fiscal year ending September 30, 2019, and for other purposes.

This conference report, while repeating some report language for emphasis, does not intend to negate the language and allocations set forth in House Report 115–697 and Senate Report 115–258 and that direction shall be complied with unless specifically addressed to the contrary in the accompanying bill or conference report. Additionally, where this conference report states that the “agreement only includes” or “the following is the only” direction, any direction included in the House or Senate report on that matter shall be considered as replaced with the direction provided within this conference report. In cases where the House or the Senate has directed the submission of a report, such report is to be submitted to the Committees on Appropriations of both Houses of Congress. House or Senate reporting requirements with deadlines prior to or within 15 days of the enactment of this Act shall be submitted not later than 60 days after the enactment of this Act. All other reporting deadlines not changed by this conference report are to be met.

Funds for the individual programs and activities within the accounts in this Act are displayed in the detailed table at the end of the conference report for this Act. Funding levels that are not displayed in the detailed table are identified in this conference report.

In fiscal year 2019, for purposes of the Balanced Budget and Emergency Deficit Control Act of 1985 (Public Law 99–177), the following information provides the definition of the term “program, project, or activity” for departments and agencies under the jurisdiction of the Energy and Water Development Appropriations Act. The term “program, project, or activity” shall include the most specific level of budget items identified in the Energy and Water Development Appropriations Act, 2019 and the conference report accompanying the Act.

*Dam Removal.*—No specific funding was provided in fiscal year 2018 and none was requested by any agencies funded in this Act in fiscal year 2019 for the purpose of removing a federally owned or operated dam without prior authorization by Congress. Consequently, no specific funds for unauthorized federal dam removal are included for any agency funded in this Act.

*Columbia River spill.*—Many conferees have grave concerns about judicial interference in the operation of the hydroelectric dams on the Columbia and Snake Rivers. In 2016, a federal judge overturned the 2014 Federal Columbia River Power System Biological Opinion, a plan that was painstakingly negotiated by scientists and engineering experts at federal agencies under the Bush and Obama Administrations, affected states, sovereign Northwest tribes, and local stakeholders. More troubling, the judge also ordered additional forced spill through the system beginning in early April 2018 without requiring plaintiffs to show that harm or threat to species would result without that action. There was no

specific scientific backing cited for this decision. Spilling at this increased level can threaten the reliability of the federal power and transmission systems and result in impacts to transportation and barging systems, flood control capabilities, and irrigation systems. Additionally, some scientific studies warn that increased gas levels stemming from the spill ordered by the decision could in fact harm the very fish species the Biological Opinion was developed to protect. Estimates of the cost to the transmission system and ratepayers are approximately \$40 million for 2018 alone.

#### CIVIL WORKS REORGANIZATION PROPOSAL

On July 30, 2018, the Secretary of Defense approved a Secretary of the Army memorandum identifying specific actions the Army will take in support of the Administration's proposed reorganization of the Civil Works program of the U.S. Army Corps of Engineers. The proposal includes taking the Civil Works program out of the Corps with navigation going to the Department of Transportation for infrastructure grants and the remaining accounts to the Department of the Interior.

The conferees are opposed to the proposed reorganization as it could ultimately have detrimental impacts for implementation of the Civil Works program and for the numerous non-federal entities that rely on the Corps' technical expertise, including in response to natural disasters.

The conferees are extremely concerned that an action of this magnitude, which crosses multiple jurisdictional lines and has far-reaching consequences, was not properly brought to Congress as a proposal, allowing for oversight and hearings as to its effects. Notification and discussion with Members of Congress and Committee staffs was nonexistent. Further, this type of proposal, as the Department of Defense and the Corps are well aware, will require enactment of legislation, which has neither been proposed nor requested to date. Therefore, no funds provided in this Act or any previous Act to any agency shall be used to implement this proposal.

TITLE I—CORPS OF ENGINEERS—CIVIL  
DEPARTMENT OF THE ARMY  
CORPS OF ENGINEERS—CIVIL

The summary tables included in this title set forth the dispositions with respect to the individual appropriations, projects, and activities of the Corps of Engineers. Additional items of the Act are discussed below.

Recent statutory changes regarding the Inland Waterways Trust Fund (IWTF) have resulted in an increase to the size of the capital improvement program that can be supported by the IWTF. The agreement reflects congressional interest in supporting this larger program. The Corps is directed to take the preparatory steps necessary to ensure that new construction projects can be initiated as soon as can be supported under the larger capital program (i.e., as ongoing projects approach completion).

Concerns persist that the effort to update the Water Resources Principles and Guidelines did not proceed consistent with the language or intent of section 2031 of the Water Resources Development Act of 2007. No funds provided to the Corps of Engineers shall be used to develop or implement rules or guidance to support implementation of the final Principles and Requirements for Federal Investments in Water Resources released in March 2013 or the final Interagency Guidelines released in December 2014. The Corps shall continue to use the document dated March 10, 1983, and entitled “Economic and Environmental Principles and Guidelines for Water and Related Land Resources Implementation Studies” during the fiscal year period covered by the Energy and Water Development Appropriations Act for 2019.

*Asian Carp.*—In lieu of House and Senate direction, the Secretary of the Army, acting through the Chief of Engineers, shall make every effort to submit to Congress the Report of the Chief of Engineers for the Brandon Road feasibility study according to the original published schedule of February 2019. The conferees understand that the money allocated to the study in the fiscal year 2018 work plan and the fiscal year 2019 budget request is sufficient to complete the feasibility phase. The Corps is encouraged to move expeditiously to the preconstruction engineering and design (PED) phase once feasibility is complete, including requesting sufficient funding in future budget submissions. The Corps is directed to provide quarterly updates to the Committees on Appropriations of both Houses of Congress on the progress and status of efforts to prevent the further spread of Asian carp as well as the location and density of carp populations, including the use of emergency procedures.

The Corps shall continue to collaborate with the U.S. Coast Guard, the U.S. Fish and Wildlife Service, the State of Illinois, and members of the Asian Carp Regional Coordinating Committee to identify and evaluate whether navigation protocols would be beneficial or effective in reducing the risk of vessels inadvertently carrying aquatic invasive species, including Asian carp, through the Brandon Road Lock and Dam in Joliet, Illinois. Any findings of such an evaluation shall be included in the quarterly briefings to the Committees. The Corps is further directed to implement navigation protocols shown to be effective at reducing the risk of entrainment without jeopardizing the safety of vessels and crews. The Corps and other

federal and state agencies are conducting ongoing research on potential solutions. The Corps shall brief the Committees on Appropriations of both Houses of Congress on such navigation protocols and potential solutions within 30 days of enactment of this Act.

*Budget Structure Changes.*—The agreement includes House and Senate language regarding budget structure changes.

*Apportionment Under a Continuing Resolution.*—The conferees are concerned about recent changes in the way funds are apportioned under a continuing resolution. Artificially limiting the Corps' flexibility to fund the highest priority projects during the time of a continuing resolution by creating demarcations between funds from the Harbor Maintenance Trust Fund, the Inland Waterways Trust Fund, and the general fund impedes efficient and effective implementation of the Civil Works program. The conferees believe the previous policy on apportionment under a continuing resolution, which provides maximum flexibility, should be restored.

*Report on Flood and Storm Damage Reduction Business Line.*—Not later than 180 days after the date of enactment of this Act, the Corps shall provide to the Committees on Appropriations of both Houses of Congress a report that provides a definition for the terms "coastal project" and "inland project" within the flood and coastal storm damage reduction business line. For each of the last ten fiscal years, the report shall include the total amount of funding allocated to coastal projects and the total amount of funding allocated to inland projects within this business line. The report shall name each project and include an analysis comparing the level of funding in proportion to the amount of work needed in coastal areas.

*Report on Certain Cost-Shared Projects.*—The Corps shall submit to the appropriate committees of Congress a report that includes a list of all cost-shared Corps projects that as of the date of enactment of this Act are physically and fiscally complete and for which excess non-federal funds have not been returned to the non-federal project sponsor. With respect to each project on the list, the report shall describe the status of returning the excess funds to the non-federal project sponsor and providing the non-federal project sponsor a final accounting of the project.

*Everglades Restoration and Lake Okeechobee.*—The restoration of the Everglades, as described in the Comprehensive Everglades Restoration Plan (CERP) authorized by Public Law 106–541 is the most ambitious environmental restoration program in our nation's history. The objectives of CERP are the restoration, preservation, and protection of the South Florida ecosystem, while providing for other water related needs, including water supply and flood protection.

The Corps shall continue to implement CERP, as authorized, to ensure the protection of water quality, to reduce the loss of fresh water, and to improve the environment of the South Florida ecosystem, while achieving and maintaining the benefits to the natural system and human environment described in the Plan. The equal partnership between the federal government and the State of Florida remains essential to accomplishing the objectives of the Plan. The conferees note that the Plan authorizes a 50/50 federal-state cost share for all aspects of congressionally authorized restoration projects, including, where applicable, water quality project features or components.

The discharge of excess water from Lake Okeechobee to the Caloosahatchee Estuary and the Indian River Lagoon represents a significant loss of fresh water from the South Florida ecosystem. The diversion of those discharges to CERP projects or features, such as the Everglades Agricultural Area Storage Reservoir, designed to store and treat water prior to release into the Central Everglades, is an essential source of fresh water for meeting the objectives of the Plan. To minimize downstream impacts from reduced water quality and harmful algal blooms to local communities and wildlife habitat, the Corps is encouraged, when appropriate, to only conduct releases of water from Lake Okeechobee to the Caloosahatchee Estuary or the Indian River Lagoon in pulses, unless a release is necessary to protect the integrity of the Herbert Hoover Dike and minimize threats to lives and human health.

#### ADDITIONAL FUNDING

The agreement includes funding in addition to the budget request to ensure continued improvements to our national economy, public safety, and environmental health that result from water resources projects. This funding is for additional work that either was not included in the budget request or was inadequately budgeted. The bill contains a provision requiring the Corps to allocate funds in accordance with only the direction in this agreement. In lieu of all House and Senate report direction – under any heading – regarding additional funding, new starts, and the fiscal year 2019 work plan, the Corps shall follow the direction included in this conference report.

The executive branch retains complete discretion over project-specific allocation decisions within the additional funds provided, subject to only the direction here and under the heading “Additional Funding” or “Additional Funding for Ongoing Work” within each of the Investigations, Construction, Mississippi River and Tributaries, and Operation and Maintenance accounts. A study or project may not be excluded from evaluation for being “inconsistent with Administration policy.” Voluntary funding in excess of legally required cost shares for studies and projects is acceptable, but shall not be used as a criterion for allocating the additional funding provided or for the selection of new starts.

The Administration is reminded that these funds are in addition to the budget request, and Administration budget metrics shall not be a reason to disqualify a study or project from being funded. It is expected that all of the additional funding provided will be allocated to specific programs, projects, or activities. The focus of the allocation process shall favor the obligation, rather than expenditure, of funds.

The Corps shall evaluate all studies and projects only within accounts and categories consistent with previous congressional funding. When allocating the additional funding provided in this Act, the Corps shall consider eligibility and implementation decisions under Public Law 115–123 so as to maximize the reduction of risk to public safety and infrastructure and the reduction of future damages from floods and storms nationwide.

A project or study shall be eligible for additional funding within the Investigations, Construction, and Mississippi River and Tributaries accounts if: (1) it has received funding, other than through a

reprogramming, in at least one of the previous three fiscal years; (2) it was previously funded and could reach a significant milestone, complete a discrete element of work, or produce significant outputs in calendar year 2019; or (3) as appropriate, it is selected as one of the new starts allowed in accordance with this Act and the additional direction provided below. Projects with executed Advanced Project Partnership Agreements, or similar agreements, shall be eligible for additional funding provided in this bill. None of the additional funding in any account may be used for any item where funding was specifically denied or for projects in the Continuing Authorities Program. Funds shall be allocated consistent with statutory cost share requirements.

*Work Plan.*—Not later than 60 days after the enactment of this Act, the Corps shall provide to the Committees on Appropriations of both Houses of Congress a work plan including the following information: (1) a detailed description of the process and criteria used to evaluate studies and projects; (2) delineation of how these funds are to be allocated; (3) a summary of the work to be accomplished with each allocation, including phase of work and the study or project's remaining cost to complete (excluding Operation and Maintenance); and (4) a list of all studies and projects that were considered eligible for funding but did not receive funding, including an explanation of whether the study or project could have used funds in calendar year 2019 and the specific reasons each study or project was considered as being less competitive for an allocation of funds.

*New Starts.*—The agreement includes six new starts in the Investigations account and five new starts in the Construction account to be distributed across the authorized mission areas of the Corps.

Of the new starts in Investigations, one shall be for a navigation study; one shall be for a flood and storm damage reduction study; one shall be for an environmental restoration study; and three shall be for navigation, flood and storm damage reduction, environmental restoration, water supply, or multi-purpose studies. In the appropriate categories, the Corps shall consider selection of a small, remote, or subsistence navigation study and a multi-purpose watershed study to address coastal resiliency. Of the new construction starts, one shall be for a navigation project; one shall be for a flood and storm damage reduction project; one shall be for an environmental restoration project; and two shall be for navigation, flood and storm damage reduction, environmental restoration, or multi-purpose projects. In the appropriate categories, the Corps shall consider selection of a coastal storm damage reduction project. No funding shall be used to initiate new programs, projects, or activities in the Mississippi River and Tributaries or Operation and Maintenance accounts.

The Corps is directed to propose a single group of new starts as a part of the work plan. None of the funds may be used for any item for which the agreement has specifically denied funding. The Corps may not change or substitute the new starts selected once the work plan has been provided to the Committees on Appropriations of both Houses of Congress. Each new start shall be funded from the appropriate additional funding line item. Any project for which the new start requirements are not met by the end of fiscal year 2019 shall be treated as if the project had not been selected as a new start; such a project shall be required to compete again for new start funding in future years. As all new starts are to be



chosen by the Corps, all shall be considered of equal importance, and the expectation is that future budget submissions will include appropriate funding for all new starts selected.

There continues to be confusion regarding the executive branch's policies and guidelines regarding which studies and projects require new start designations. Therefore, the Corps is directed to notify the Committees on Appropriations of both Houses of Congress at least 7 days prior to execution of an agreement for construction of any project except environmental infrastructure projects and projects under the Continuing Authorities Program. Additionally, the agreement reiterates and clarifies previous congressional direction as follows. Neither study nor construction activities related to individual projects authorized under section 1037 of the Water Resources Reform and Development Act (WRRDA) of 2014 shall require a new start or new investment decision; these activities shall be considered ongoing work. No new start or new investment decision shall be required when moving from feasibility to PED. A new start designation shall be required to initiate construction of individually-authorized projects funded within programmatic line items. No new start or new investment decision shall be required to initiate work on a separable element of a project when construction of one or more separable elements of that project was initiated previously; it shall be considered ongoing work. A new construction start shall not be required for work undertaken to correct a design deficiency on an existing federal project; it shall be considered ongoing work. The Corps is reminded that resumptions are just that – resumption of previously-initiated studies or projects and, as such, do not require new start designations.

In addition to the priority factors used to allocate all additional funding provided in the Investigations account, the Corps should give careful consideration to the out-year budget impacts of the studies selected and to whether there appears to be an identifiable local sponsor that will be ready and able to provide, in a timely manner, the necessary cost share for the feasibility and PED phases. The Corps is reminded that the flood and storm damage reduction mission area can include instances where non-federal sponsors are seeking assistance with flood control and unauthorized discharges from permitted wastewater treatment facilities and that the navigation mission area includes work in remote and subsistence harbor areas. Within the flood and storm damage reduction mission, the Corps is urged to strive for an appropriate balance between inland and coastal projects.

In addition to the priority factors used to allocate all additional funding provided in the Construction account, the Corps also shall consider the out-year budget impacts of the selected new starts; and the cost sharing sponsor's ability and willingness to promptly provide the cash contribution (if any), as well as required lands, easements, rights-of-way, relocations, and disposal areas. When considering new construction starts, only those that can execute a project cost sharing agreement not later than September 30, 2019, shall be chosen.

To ensure that the new construction starts are affordable and will not unduly delay completion of any ongoing projects, the Secretary is required to submit to the Committees on Appropriations of both Houses of Congress a realistic out-year budget scenario prior to issuing a work allowance for a new start. It is understood that specific budget decisions are made on an annual basis and that this scenario is neither a

request for nor a guarantee of future funding for any project. Nonetheless, this scenario shall include an estimate of annual funding for each new start utilizing a realistic funding scenario through completion of the project, as well as the specific impacts of that estimated funding on the ability of the Corps to make continued progress on each previously funded construction project (including impacts to the optimum timeline and funding requirements of the ongoing projects) and on the ability to consider initiating new projects in the future. The scenario shall assume a Construction account funding level at the average of the past three budget requests.

#### EXECUTION OF CORPS FUNDING

The conferees are concerned with delays in executing funds that have been appropriated in regular and supplemental appropriations bills. While the Office of Management and Budget (OMB) has a responsibility to oversee execution of the funds, the conferees are concerned that OMB is adding additional burdens to the Corps' processes that may result in unnecessary delays and potentially overriding technical and expert judgments by the Corps. The conferees expect funds appropriated in this Act to be quickly and efficiently executed, consistent with the terms and conditions in this conference report.

#### INVESTIGATIONS

The agreement includes \$125,000,000 for Investigations. The agreement includes legislative language regarding parameters for new study starts.

The allocation for projects and activities within the Investigations account is shown in the following table:

~~[INSERT TABLE]~~

Insert 9a-9c

CORPS OF ENGINEERS - INVESTIGATIONS  
(AMOUNTS IN THOUSANDS)

	BUDGET REQUEST	CONFERENCE
ALABAMA		
BLACK WARRIOR AND TOMBIGBEE RIVERS, AL	100	--- ^
GULF INTRACOASTAL WATERWAY, AL	250	--- ^
CALIFORNIA		
EAST SAN PEDRO BAY ECOSYSTEM RESTORATION, CA	298	298
ILLINOIS		
INTERBASIN CONTROL OF GREAT LAKES-MISSISSIPPI RIVER AQUATIC NUISANCE SPECIES, IL, IN, OH & WI	200	200
INDIANA		
MISSISSINEWA LAKE, IN	1,500	--- ^
IOWA		
GRAND RIVER BASIN, IA & MO	100	100
NEW MEXICO		
RIO GRANDE, SANDIA PUEBLO TO ISLETA PUEBLO, NM	825	825
NEW YORK		
BUFFALO HARBOR, NY	300	--- ^
HUDSON RIVER HABITAT RESTORATION, NY	355	355
OHIO		
CLEVELAND HARBOR, OH	350	--- ^
DELAWARE LAKE, OH	750	--- ^
OREGON		
COLUMBIA RIVER TREATY 2024 IMPLEMENTATION, OR & WA	10,265	--- ^
COUGAR LAKE, OR	1,500	--- ^
HILLS CREEK LAKE, OR	1,500	--- ^
LOOKOUT POINT LAKE, OR	1,500	--- ^
TEXAS		
COASTAL TEXAS PROTECTION AND RESTORATION STUDY, TX	2,675	2,675
CORPUS CHRISTI SHIP CHANNEL, TX	250	--- ^
GIWW - BRAZOS RIVER FLOODGATES & COLORADO RIVER LOCK, TX	50	50

CORPS OF ENGINEERS - INVESTIGATIONS  
(AMOUNTS IN THOUSANDS)

	BUDGET REQUEST	CONFERENCE
GRAPEVINE LAKE, TX	1,500	--- ^
HOUSTON SHIP CHANNEL, TX	604	604
MATAGORDA SHIP CHANNEL, TX	200	200
PROCTOR LAKE, TX	1,500	--- ^
VIRGINIA		
ATLANTIC INTRACOASTAL WATERWAY BRIDGE REPLACEMENT AT NORTH LANDING, VA	1,600	1,600
NORFOLK HARBOR, VA	300	--- ^
SUBTOTAL, PROJECTS LISTED UNDER STATES	28,472	6,907
REMAINING ITEMS		
ADDITIONAL FUNDING		
FLOOD AND STORM DAMAGE REDUCTION	---	6,573
FLOOD CONTROL	---	4,500
SHORE PROTECTION	---	2,000
NAVIGATION	---	10,000
COASTAL AND DEEP-DRAFT	---	9,000
INLAND	---	5,500
OTHER AUTHORIZED PROJECT PURPOSES	---	6,500
ENVIRONMENTAL RESTORATION OR COMPLIANCE	---	3,750
ACCESS TO WATER DATA	360	360
AUTOMATED INFORMATION SYSTEMS SUPPORT TRI-CADD	250	250
COASTAL FIELD DATA COLLECTION	1,000	1,000
COMMITTEE ON MARINE TRANSPORTATION SYSTEMS	50	50
COORDINATION WITH OTHER WATER RESOURCE AGENCIES	400	400
DISPOSITION OF COMPLETED PROJECTS	1,000	1,000
ENVIRONMENTAL DATA STUDIES	80	80
FERC LICENSING	100	100
FLOOD DAMAGE DATA	230	230
FLOOD PLAIN MANAGEMENT SERVICES	15,000	17,000
HYDROLOGIC STUDIES	500	500
INTERNATIONAL WATER STUDIES	125	125
INTERAGENCY AND INTERNATIONAL SUPPORT	400	400
INTERAGENCY WATER RESOURCE DEVELOPMENT	100	100
INVENTORY OF DAMS	400	400
NATIONAL FLOOD RISK MANAGEMENT PROGRAM	5,000	5,000
NATIONAL SHORELINE MANAGEMENT STUDY	400	400
PLANNING ASSISTANCE TO STATES	5,000	9,000
PLANNING SUPPORT PROGRAM	3,500	3,500
PRECIPITATION STUDIES	200	200
REMOTE SENSING/GEOGRAPHIC INFORMATION SYSTEM SUPPORT	75	75
RESEARCH AND DEVELOPMENT	16,259	25,000
SCIENTIFIC AND TECHNICAL INFORMATION CENTERS	50	50
SPECIAL INVESTIGATIONS	1,000	1,000
STREAM GAGING	550	550

CORPS OF ENGINEERS - INVESTIGATIONS  
(AMOUNTS IN THOUSANDS)

	BUDGET REQUEST	CONFERENCE
TRANSPORTATION SYSTEMS	1,000	1,000
TRIBAL PARTNERSHIP PROGRAM	500	2,500
SUBTOTAL, REMAINING ITEMS	53,529	118,093
TOTAL, INVESTIGATIONS	82,001	125,000

*^Funded in another account.*

*Passaic River Basin Mainstem, New Jersey.*—Flooding has long been a problem in the Passaic River Basin. The Corps is encouraged to continue to work in coordination with the non-federal sponsor on plans to reduce flooding in the basin, including the reevaluation of the Passaic River Basin Mainstem project. The Corps is directed to brief the Committees on Appropriations of both Houses of Congress not later than 30 days after the enactment of this Act on the current status of this project.

*Peckman River, New Jersey.*—There have been repeated delays with the Peckman River Feasibility Study. The Corps is directed to provide to the Committees on Appropriations of both Houses of Congress quarterly briefings on the current schedule to bring this study to completion, with the first briefing to occur not later than 30 days after the enactment of this Act.

*Rahway River Basin (Upper Basin), New Jersey.*—There have been extended delays with the Rahway River Basin Flood Risk Management Feasibility Study where flooding is of acute concern to the affected communities. The Corps is encouraged to continue to work with the non-federal sponsor on plans to reduce flooding caused by the Rahway River in affected areas. The Corps is directed to provide to the Committees on Appropriations of both Houses of Congress quarterly briefings on the current schedule to bring this study to completion, with the first briefing to occur not later than 30 days after the enactment of this Act. The Corps is encouraged to include funding for this study in future budget submissions.

*Additional Funding.*—The Corps is expected to allocate the additional funding provided in this account primarily to specific feasibility and PED phases, rather than to Remaining Items line items as has been the case in previous work plans. Of the additional funding provided in this account for navigation and coastal and deep draft navigation, the Corps shall allocate not less than \$2,500,000 for navigation PED. Of the additional funding provided in this account for flood and storm damage reduction and shore protection, the Corps shall allocate not less than \$400,000 for shore protection PED. When allocating the additional funding provided in this account, the Corps shall consider giving priority to completing or accelerating ongoing studies or to initiating new studies that will enhance the nation's economic development, job growth, and international competitiveness; are for projects located in areas that have suffered recent natural disasters; are for projects that protect life and property; are for projects to restore floodplain and aquatic habitat through cost-effective and tested means; or are for projects to address legal requirements. The Corps shall use these funds for additional work in both the feasibility and PED phases. The agreement includes sufficient additional funding to undertake a significant amount of feasibility and PED work. The Administration is reminded that a project study is not complete until the PED phase is complete. The Corps is reminded that environmental restoration can include projects that address degraded conditions due to prior flood protection work. The Corps is reminded that the updating of economic analyses and economic impact studies are eligible to receive additional funding.

*Water Resources Priorities Study.*—No funding shall be used for this study.

*Disposition of Completed Projects.*—The agreement includes Senate direction. Additionally, the agreement supports the budget request for the disposition study pursuant to facilities that closed as a result of Public Law 113–121. The Corps is directed to provide to the Committees on Appropriations of both

Houses of Congress copies of this study upon completion. For Corps facilities that are deemed as excess in such study, the Committee supports the disposal of those facilities through the appropriate General Services Administration process.

*Research and Development.*—Within available funds, the Corps shall advance work on activities included in the House and Senate reports.

*Puget Sound.*—The conferees encourage the Corps to proceed with the tiered implementation strategy using all existing authorities as outlined in the Puget Sound Nearshore Ecosystem Restoration Project Feasibility Study, Completion Strategy Guidance dated June 2015. The Corps is further directed to recognize the Puget Sound Nearshore Study as the feasibility component for the purposes of Section 544 of the Water Resources Development Act of 2000. The Corps is commended for initiating PED on the Duckabush River Estuary component of this project. The Corps is urged to include funding in future budget submissions to continue PED, as completing this project is critical to restoring the natural processes in the nearshore zone that sustain biological and economic resources.

*Upper Mississippi River-Illinois Waterway System.*—The fiscal year 2018 work plan allocated \$1,000,000 to initiate and complete an economic update of the Navigation Ecosystem Sustainability Program. Not later than 60 days after the enactment of this Act, the Corps shall provide to the Committees on Appropriations of both Houses of Congress a report on the scope of the economic update and any expected future costs for completing the study phase. The Corps is encouraged to complete the economic update expeditiously, so that PED can resume in a timely fashion.

#### CONSTRUCTION

The agreement includes \$2,183,000,000 for Construction. The agreement includes legislative language regarding Chickamauga Lock, Tennessee River, Tennessee. The agreement includes legislative language regarding parameters for new construction starts.

The allocation for projects and activities within the Construction account is shown in the following table:



~~[INSERT TABLE]~~ e

Insert 12a-12c

CORPS OF ENGINEERS - CONSTRUCTION  
(AMOUNTS IN THOUSANDS)

	BUDGET REQUEST	CONFERENCE
<b>CALIFORNIA</b>		
AMERICAN RIVER COMMON FEATURES, NATOMAS BASIN, CA	42,000	42,000
HAMILTON CITY, CA	6,000	6,000
ISABELLA LAKE, CA	118,000	118,000
SANTA ANA RIVER MAINSTEM, CA	15,000	15,000
YUBA RIVER BASIN, CA	35,500	35,500
<b>DELAWARE</b>		
DELAWARE BAY COASTLINE, ROOSEVELT INLET TO LEWES BEACH, DE	---	150 *
<b>FLORIDA</b>		
HERBERT HOOVER DIKE, FL	96,000	96,000
SOUTH FLORIDA ECOSYSTEM RESTORATION, FL	67,500	67,500
<b>GEORGIA</b>		
SAVANNAH HARBOR DISPOSAL AREAS, GA & SC	---	10,500 *
SAVANNAH HARBOR EXPANSION, GA	49,000	49,000
<b>ILLINOIS</b>		
OLMSTED LOCKS AND DAM, OHIO RIVER, IL & KY	29,750	35,000 *
UPPER MISSISSIPPI RIVER RESTORATION, IL, IA, MN, MO & WI	33,170	33,170
<b>IOWA</b>		
MISSOURI RIVER FISH AND WILDLIFE RECOVERY, IA, KS, MO, MT, NE, ND & SD	10,000	10,000
<b>KENTUCKY</b>		
ROUGH RIVER LAKE, KY	40,000	8,000
<b>MARYLAND</b>		
ASSATEAGUE, MD	---	600 *
POPLAR ISLAND, MD	---	21,000 *
<b>MASSACHUSETTS</b>		
BOSTON HARBOR, MA	15,105	15,105
<b>NEW JERSEY</b>		
CAPE MAY INLET TO LOWER TOWNSHIP, NJ	---	7,200 *
RARITAN RIVER BASIN, GREEN BROOK SUB-BASIN, NJ	5,000	5,000

CORPS OF ENGINEERS - CONSTRUCTION  
(AMOUNTS IN THOUSANDS)

	BUDGET REQUEST	CONFERENCE
OREGON		
COLUMBIA RIVER AT THE MOUTH, OR & WA	28,000	28,000
PENNSYLVANIA		
EAST BRANCH CLARION RIVER LAKE, PA	14,000	14,000
TEXAS		
BUFFALO BAYOU AND TRIBUTARIES, TX	11,908	11,908
CORPUS CHRISTI SHIP CHANNEL, TX	13,000	13,000
LEWISVILLE DAM, TX	55,000	55,000
WASHINGTON		
COLUMBIA RIVER FISH MITIGATION, WA, OR & ID (CRFM)	46,000	46,000
MUD MOUNTAIN DAM, WA	25,000	25,000
WEST VIRGINIA		
BLUESTONE LAKE, WV	7,810	7,810
SUBTOTAL, PROJECTS LISTED UNDER STATES	762,743	775,443
REMAINING ITEMS		
ADDITIONAL FUNDING		
FLOOD AND STORM DAMAGE REDUCTION	---	150,062
FLOOD CONTROL	---	150,000
SHORE PROTECTION	---	55,000
NAVIGATION	---	509,000
INLAND WATERWAYS TRUST FUND REVENUES	---	110,755
OTHER AUTHORIZED PROJECT PURPOSES	---	108,000
ENVIRONMENTAL RESTORATION OR COMPLIANCE	---	50,000
ENVIRONMENTAL INFRASTRUCTURE	---	77,000
AQUATIC PLANT CONTROL PROGRAM	---	12,000
CONTINUING AUTHORITIES PROGRAM		
AQUATIC ECOSYSTEM RESTORATION (SECTION 206)	1,500	12,000
BENEFICIAL USES DREDGED MATERIAL (SECTION 204)	---	10,000 *
EMERGENCY STREAMBANK AND SHORELINE PROTECTION (SECTION 14)	---	8,000
FLOOD CONTROL PROJECTS (SECTION 205)	500	8,000
MITIGATION OF SHORE DAMAGES (SECTION 111)	---	8,000
NAVIGATION PROGRAM (SECTION 107)	---	8,000
PROJECT MODIFICATIONS FOR IMPROVEMENT OF THE ENVIRONMENT (SECTION 1135)	1,000	8,000
SHORE PROTECTION (SECTION 103)	---	4,000
DAM SAFETY AND SEEPAGE/STABILITY CORRECTION PROGRAM	88,655	100,405 *
EMPLOYEES' COMPENSATION	17,000	17,000



*Updated Capability.*—The agreement adjusts some project-specific allocations downward from the budget request based on updated information regarding the amount of work that could be accomplished in fiscal year 2019.

*Additional Funding.*—The agreement includes additional funds for projects and activities to enhance the nation’s economic growth and international competitiveness. Of the additional funds provided in this account, the Corps shall allocate not less than \$4,445,000 to projects with riverfront development components. Of the additional funding provided in this account for flood and storm damage reduction and flood control, the Corps shall allocate not less than \$9,800,000 to additional nonstructural flood control projects. Of the additional funds provided in this account for flood and storm damage reduction, navigation, and other authorized project purposes, the Corps shall allocate not less than \$25,000,000 to authorized reimbursements for projects with executed project cooperation agreements and that have completed construction or where non-federal sponsors intend to use the funds for additional water resources development activities. Of the additional funding provided in this account for flood and storm damage reduction and flood control, the Corps shall allocate not less than \$20,000,000 to continue construction of projects that principally address drainage in urban areas, of which not less than \$4,500,000 shall be for projects that principally include improvements to rainfall drainage systems that address flood damages. Of the additional funding provided in this account, the Corps shall allocate not less than \$1,800,000 to complete a plan for a purpose outside the Corps’ traditional mission.

The Corps is reminded that dam safety projects authorized under section 5003 of the Water Resources Development Act of 2007 are eligible to compete for the additional funding provided in this account.

Public Law 115–123 included funding within the Flood Control and Coastal Emergencies account to restore authorized shore protection projects to full project profile. That funding is expected to address most of the current year capability. Therefore, to ensure funding is not directed to where it cannot be used, the agreement includes \$55,000,000 for construction of shore protection projects. The Corps is reminded that if additional work can be done, these projects are also eligible to compete for additional funding for flood and storm damage reduction.

When allocating the additional funding provided in this account, the Corps is encouraged to evaluate authorized reimbursements in the same manner as if the projects were being evaluated for new or ongoing construction. When allocating the additional funding provided in this account, the Corps shall consider giving priority to the following:

1. benefits of the funded work to the national economy;
2. extent to which the work will enhance national, regional, or local economic development;
3. number of jobs created directly and supported in the supply chain by the funded activity;
4. significance to national security, including the strategic significance of commodities;
5. ability to obligate the funds allocated within the fiscal year, including consideration of the ability of the non-federal sponsor to provide any required cost share;

6. ability to complete the project, separable element, or project phase with the funds allocated;
7. legal requirements, including responsibilities to Tribes;
8. for flood and storm damage reduction projects (including authorized nonstructural measures and periodic beach renourishments),
  - a. population, economic activity, or public infrastructure at risk, as appropriate; and
  - b. the severity of risk of flooding or the frequency with which an area has experienced flooding;
9. for shore protection projects, projects in areas that have suffered severe beach erosion requiring additional sand placement outside of the normal beach renourishment cycle or in which the normal beach renourishment cycle has been delayed;
10. for navigation projects, the number of jobs or level of economic activity to be supported by completion of the project, separable element, or project phase;
11. for projects cost shared with the IWTF, the economic impact on the local, regional, and national economy if the project is not funded, as well as discrete elements of work that can be completed within the funding provided in this line item;
12. for other authorized project purposes and environmental restoration or compliance projects, to include the beneficial use of dredged material; and
13. for environmental infrastructure, projects with the greater economic impact, projects in rural communities, projects in communities with significant shoreline and instances of runoff, projects in or that benefit counties or parishes with high poverty rates, projects in financially distressed municipalities, projects that improve stormwater capture capabilities, and projects that will provide substantial benefits to water quality improvements.

The following is the only direction with regard to the availability of additional funds for IWTF projects. The agreement provides funds making use of all estimated annual revenues and some additional prior-year revenues in the IWTF. The Corps shall allocate all funds provided in the IWTF Revenues line item along with the statutory cost share from funds provided in the Navigation line item prior to allocating the remainder of funds in the Navigation line item.

*Aquatic Plant Control Program.*—Of the funding provided for the Aquatic Plant Control Program, \$1,000,000 shall be for activities for the control of the flowering rush. Of the funding provided for the Aquatic Plant Control Program, \$5,000,000 shall be for nationwide research and development to address invasive aquatic plants; within this funding, the Corps is encouraged to support cost shared aquatic plant management programs. Of the funding provided for the Aquatic Plant Control Program, \$5,000,000 shall be for watercraft inspection stations, as authorized by section 1039 of the WRRDA of 2014, and \$1,000,000 shall be for related monitoring.

*Continuing Authorities Program (CAP).*—The agreement continues to support all sections of the Continuing Authorities Program. Funding is provided for eight CAP sections at a total of \$66,000,000, an increase of \$62,500,000 above the budget request, which proposed funding for only four sections. This

program provides a useful tool for the Corps to undertake small localized projects without the lengthy study and authorization process typical of larger Corps projects. Within the Continuing Authorities Program and to the extent already authorized by law, the Corps is encouraged to consider projects that enhance coastal and ocean ecosystem resiliency and projects that restore degraded wetland habitat and stream habitat impacted by construction of Corps levees. The management of the Continuing Authorities Program shall continue consistent with direction provided in previous fiscal years.

*Dam Safety and Seepage/Stability Correction Program.*—The conferees reject the budget request proposal regarding Herbert Hoover Dike, which would make funds provided in this program available only if the State of Florida commits certain funds. Consistent with long-standing congressional direction, the Corps may not require funding in excess of legally required cost shares for studies and projects as a criterion for funding decisions. The Corps shall apply these funds to the highest priority projects.

*Beneficial Use of Dredged Material Pilot Program.*—The agreement includes House direction on this program.

*Public-Private Partnerships.*—The agreement only includes direction in the Expenses account.

*Oyster Restoration.*—The conferees support Gulf Coast oyster restoration efforts and the Chesapeake Bay Oyster Restoration program. The Corps is encouraged to include funding in future budget submissions for these efforts.

*Metro East Levees.*—The conferees urge the Corps to include funding for the Metro East levee system in future budget submissions.

*Rehabilitation of Corps Constructed Dams.*—Implementation guidance for section 1177 of the WIIN Act is awaiting approval. The Corps is directed to submit this implementation guidance to the Committees on Appropriations of both Houses of Congress as expeditiously as possible.

*Natural Infrastructure Options.*—The agreement includes Senate direction with the clarification that it applies during the project formulation phase.

*Camp Ellis Beach, Saco, Maine.*—The conferees are concerned by the continued delay in implementing a solution at Camp Ellis Beach in Saco, Maine. To address continued erosion, which has destroyed 37 homes to date, the Corps' initial study recommended a shore damage mitigation project consisting of a 750-foot-long spur jetty, and placement of about 360,000 cubic yards of beach fill along the beach. The project's design and costs are under review and being updated in preparation for a new report to Congress detailing a path ahead on the project. Accordingly, the conferees direct the Secretary to expeditiously submit this report to the Committees on Appropriations of both Houses of Congress. This report shall include any additional legislative authorities necessary for the project to be approved and constructed.

*Soo Locks, Sault Ste. Marie, Chippewa County, Michigan.*—The conferees are aware that the Corps has released a new Soo Lock Economic Validation Study and Post Authorization Change Report with a strong benefit to cost ratio and a recommendation to move forward on construction of a new lock. The Corps is urged to include funding for the new lock in future budget submissions.

MISSISSIPPI RIVER AND TRIBUTARIES

The agreement includes \$368,000,000 for Mississippi River and Tributaries.

The allocation for projects and activities within the Mississippi River and Tributaries account is shown in the following table:



~~[INSERT TABLE]~~

Insert 17a-17b

CORPS OF ENGINEERS - MISSISSIPPI RIVER AND TRIBUTARIES  
(AMOUNTS IN THOUSANDS)

	BUDGET REQUEST	CONFERENCE
CONSTRUCTION		
CHANNEL IMPROVEMENT, AR, IL, KY, LA, MS, MO & TN	75,847	75,847
MISSISSIPPI RIVER LEVEES, AR, IL, KY, LA, MS, MO & TN	32,885	32,885
ATCHAFALAYA BASIN, FLOODWAY SYSTEM, LA	200	200
OPERATION & MAINTENANCE		
CHANNEL IMPROVEMENT, AR, IL, KY, LA, MS, MO & TN	54,680	54,680
HELENA HARBOR, PHILLIPS COUNTY, AR	---	715 *
INSPECTION OF COMPLETED WORKS, AR	364	364
LOWER ARKANSAS RIVER, NORTH BANK, AR	304	304
LOWER ARKANSAS RIVER, SOUTH BANK, AR	187	187
MISSISSIPPI RIVER LEVEES, AR, IL, KY, LA, MS, MO & TN	8,984	8,984
ST FRANCIS BASIN, AR & MO	5,900	5,900
TENSAS BASIN, BOEUF AND TENSAS RIVERS, AR & LA	2,123	2,123
WHITE RIVER BACKWATER, AR	1,000	1,000
INSPECTION OF COMPLETED WORKS, IL	38	38
INSPECTION OF COMPLETED WORKS, KY	95	95
ATCHAFALAYA BASIN, LA	8,865	8,865
ATCHAFALAYA BASIN FLOODWAY SYSTEM, LA	1,755	1,755
BATON ROUGE HARBOR, DEVIL SWAMP, LA	---	555 *
BAYOU COCODRIE AND TRIBUTARIES, LA	48	48
BONNET CARRE, LA	3,821	3,821
INSPECTION OF COMPLETED WORKS, LA	807	807
LOWER RED RIVER, SOUTH BANK LEVEES, LA	498	498
MISSISSIPPI DELTA REGION, LA	490	490
OLD RIVER, LA	9,246	9,246
TENSAS BASIN, RED RIVER BACKWATER, LA	2,750	2,750
GREENVILLE HARBOR, MS	---	930 *
INSPECTION OF COMPLETED WORKS, MS	135	135
VICKSBURG HARBOR, MS	---	940 *
YAZOO BASIN, ARKABUTLA LAKE, MS	5,509	5,509
YAZOO BASIN, BIG SUNFLOWER RIVER, MS	168	168
YAZOO BASIN, ENID LAKE, MS	5,296	5,296
YAZOO BASIN, GREENWOOD, MS	799	799
YAZOO BASIN, GRENADA LAKE, MS	5,334	5,334
YAZOO BASIN, MAIN STEM, MS	1,201	1,201
YAZOO BASIN, SARDIS LAKE, MS	6,231	6,231
YAZOO BASIN, TRIBUTARIES, MS	901	901
YAZOO BASIN, WILL M WHITTINGTON AUX CHAN, MS	357	357
YAZOO BASIN, YAZOO BACKWATER AREA, MS	538	538
YAZOO BASIN, YAZOO CITY, MS	737	737
INSPECTION OF COMPLETED WORKS, MO	208	208

CORPS OF ENGINEERS - MISSISSIPPI RIVER AND TRIBUTARIES  
(AMOUNTS IN THOUSANDS)

	BUDGET REQUEST	CONFERENCE
WAPPAPELLO LAKE, MO	4,878	4,878
INSPECTION OF COMPLETED WORKS, TN	47	47
MEMPHIS HARBOR, MCKELLAR LAKE, TN	---	2,125 *
SUBTOTAL, PROJECTS LISTED UNDER STATES	243,226	248,491
REMAINING ITEMS		
ADDITIONAL FUNDING FOR ONGOING WORK		
DREDGING	---	5,000
FLOOD CONTROL	---	73,090
OTHER AUTHORIZED PROJECT PURPOSES	---	40,000
COLLECTION AND STUDY OF BASIC DATA (INVESTIGATIONS)	600	600
MAPPING (OPERATION)	819	819
MISSISSIPPI RIVER COMMISSION	90	---
SUBTOTAL, REMAINING ITEMS	1,509	119,509
TOTAL, MISSISSIPPI RIVER AND TRIBUTARIES	244,735	368,000

*\*Includes funds requested in other accounts.*

*Additional Funding for Ongoing Work.*—When allocating the additional funding provided in this account, the Corps shall consider giving priority to completing or accelerating ongoing work that will enhance the nation’s economic development, job growth, and international competitiveness, or are for studies or projects located in areas that have suffered recent natural disasters. While this funding is shown under remaining items, the Corps shall use these funds in investigations, construction, and operation and maintenance, as applicable. Of the additional funds provided in this account for flood control, the Corps shall allocate not less than \$14,420,000 for additional flood control construction projects. Of the additional funds provided in this account for other authorized project purposes, the Corps shall allocate not less than \$975,000 for operation and maintenance of facilities that are educational or to continue land management of mitigation features.

*Mississippi River Commission.*—No funding is provided for this new line item. The Corps is directed to continue funding the costs of the commission from within the funds provided for activities within the Mississippi River and Tributaries project.

#### OPERATION AND MAINTENANCE

The agreement includes \$3,739,500,000 for Operation and Maintenance.

The allocation for projects and activities within the Operation and Maintenance account is shown in the following table:

~~INSERT TABLE~~

Insert 19a-19u

CORPS OF ENGINEERS - OPERATION AND MAINTENANCE  
(AMOUNTS IN THOUSANDS)

	BUDGET REQUEST	CONFERENCE
ALABAMA		
ALABAMA RIVER LAKES, AL	17,121	17,121
BLACK WARRIOR AND TOMBIGBEE RIVERS, AL	23,336	23,436 *
GULF INTRACOASTAL WATERWAY, AL	7,515	7,765 *
INSPECTION OF COMPLETED WORKS, AL	198	198
MOBILE HARBOR, AL	---	22,240 *
PROJECT CONDITION SURVEYS, AL	---	110 *
SCHEDULING RESERVOIR OPERATIONS, AL	85	85
TENNESSEE - TOMBIGBEE WATERWAY WILDLIFE MITIGATION, AL & MS	1,800	1,800
TENNESSEE - TOMBIGBEE WATERWAY, AL & MS	27,996	27,996
WALTER F GEORGE LOCK AND DAM, AL & GA	8,927	8,927
WATER/ENVIRONMENTAL CERTIFICATION, AL	---	70 *
ALASKA		
ANCHORAGE HARBOR, AK	---	9,265 *
CHENA RIVER LAKES, AK	6,293	6,293
DILLINGHAM HARBOR, AK	---	970 *
HOMER HARBOR, AK	---	770 *
INSPECTION OF COMPLETED WORKS, AK	200	200
NINILCHIK HARBOR, AK	---	600 *
NOME HARBOR, AK	---	2,055 *
PROJECT CONDITION SURVEYS, AK	---	750 *
ARIZONA		
ALAMO LAKE, AZ	3,342	3,342
INSPECTION OF COMPLETED WORKS, AZ	534	534
PAINTED ROCK DAM, AZ	3,086	3,086
SCHEDULING RESERVOIR OPERATIONS, AZ	107	107
WHITLOW RANCH DAM, AZ	935	935
ARKANSAS		
BEAVER LAKE, AR	8,791	8,791
BLAKELY MT DAM, LAKE OUACHITA, AR	9,131	9,131
BLUE MOUNTAIN LAKE, AR	1,870	1,870
BULL SHOALS LAKE, AR	7,761	7,761
DEGRAY LAKE, AR	7,438	7,438
DEQUEEN LAKE, AR	1,433	1,433
DIERKS LAKE, AR	1,506	1,506
GILLHAM LAKE, AR	1,305	1,305
GREERS FERRY LAKE, AR	7,840	7,840
HELENA HARBOR, AR	---	15 *
INSPECTION OF COMPLETED WORKS, AR	646	646
MCCLELLAN-KERR ARKANSAS RIVER NAVIGATION SYSTEM, AR	50,995	50,995
MILLWOOD LAKE, AR	4,335	4,335

CORPS OF ENGINEERS - OPERATION AND MAINTENANCE  
(AMOUNTS IN THOUSANDS)

	BUDGET REQUEST	CONFERENCE
NARROWS DAM, LAKE GREESON, AR	5,751	5,751
NIMROD LAKE, AR	2,340	2,340
NORFORK LAKE, AR	6,134	6,134
OSCEOLA HARBOR, AR	---	15 *
OUACHITA AND BLACK RIVERS, AR & LA	7,979	7,979
WHITE RIVER, AR	25	25
YELLOW BEND PORT, AR	---	100 *
CALIFORNIA		
BLACK BUTTE LAKE, CA	2,620	2,620
BUCHANAN DAM, HV EASTMAN LAKE, CA	2,104	2,104
CHANNEL ISLANDS HARBOR, CA	---	6,290 *
COYOTE VALLEY DAM, LAKE MENDOCINO, CA	3,540	3,540
CRESCENT CITY HARBOR, CA	---	200 *
DRY CREEK (WARM SPRINGS) LAKE AND CHANNEL, CA	7,494	7,494
FARMINGTON DAM, CA	478	478
HIDDEN DAM, HENSLEY LAKE, CA	2,182	2,182
HUMBOLDT HARBOR AND BAY, CA	---	4,510 *
INSPECTION OF COMPLETED ENVIRONMENTAL PROJECTS, CA	10	10
INSPECTION OF COMPLETED WORKS, CA	3,450	3,450
ISABELLA LAKE, CA	1,389	1,389
LOS ANGELES COUNTY DRAINAGE AREA, CA	22,633	22,633
MERCED COUNTY STREAMS, CA	458	458
MOJAVE RIVER DAM, CA	2,092	2,092
MORRO BAY HARBOR, CA	---	2,400 *
NEW HOGAN LAKE, CA	2,878	2,878
NEW MELONES LAKE, DOWNSTREAM CHANNEL, CA	1,652	1,652
OAKLAND HARBOR (50 FOOT PROJECT), CA	---	19,076 *
OCEANSIDE HARBOR, CA	---	2,470 *
PINE FLAT LAKE, CA	4,437	4,437
PROJECT CONDITION SURVEYS, CA	---	1,350 *
REDWOOD CITY HARBOR, CA	---	5,950 *
RICHMOND HARBOR, CA	---	10,145 *
SACRAMENTO RIVER (30 FOOT PROJECT), CA	---	2,300 *
SACRAMENTO RIVER AND TRIBUTARIES (DEBRIS CONTROL), CA	1,095	1,893 *
SACRAMENTO RIVER SHALLOW DRAFT CHANNEL, CA	---	210 *
SAN DIEGO HARBOR, CA	---	4,400 *
SAN FRANCISCO BAY DELTA MODEL STRUCTURE, CA	1,191	1,191
SAN FRANCISCO HARBOR AND BAY, CA (DRIFT REMOVAL)	---	3,101 *
SAN FRANCISCO HARBOR, CA	---	4,335 *
SAN JOAQUIN RIVER, PORT OF STOCKTON, CA	---	5,000 *
SAN PABLO BAY AND MARE ISLAND STRAIT, CA	---	3,049 *
SANTA ANA RIVER BASIN, CA	12,537	12,537
SANTA BARBARA HARBOR, CA	---	3,360 *
SANTA CRUZ HARBOR, CA	---	15 *
SCHEDULING RESERVOIR OPERATIONS, CA	1,344	1,344
SUCCESS LAKE, CA	3,543	3,543
SUISUN BAY CHANNEL, CA	---	3,664 *

CORPS OF ENGINEERS - OPERATION AND MAINTENANCE  
(AMOUNTS IN THOUSANDS)

	BUDGET REQUEST	CONFERENCE
TERMINUS DAM, LAKE KAWEAH, CA	2,785	2,785
VENTURA HARBOR, CA	---	5,370 *
YUBA RIVER, CA	180	1,615 *
COLORADO		
BEAR CREEK LAKE, CO	587	587
CHATFIELD LAKE, CO	1,889	1,889
CHERRY CREEK LAKE, CO	6,479	6,479
INSPECTION OF COMPLETED ENVIRONMENTAL PROJECTS, CO	17	17
INSPECTION OF COMPLETED WORKS, CO	347	347
JOHN MARTIN RESERVOIR, CO	4,071	4,071
SCHEDULING RESERVOIR OPERATIONS, CO	560	560
TRINIDAD LAKE, CO	1,775	1,775
CONNECTICUT		
BLACK ROCK LAKE, CT	671	671
COLEBROOK RIVER LAKE, CT	2,583	2,583
HANCOCK BROOK LAKE, CT	821	821
HOP BROOK LAKE, CT	1,285	1,285
INSPECTION OF COMPLETED WORKS, CT	474	474
MANSFIELD HOLLOW LAKE, CT	784	784
NORTHFIELD BROOK LAKE, CT	391	391
PROJECT CONDITION SURVEYS, CT	---	900 *
STAMFORD HURRICANE BARRIER, CT	572	572
THOMASTON DAM, CT	1,022	1,022
WEST THOMPSON LAKE, CT	893	893
DELAWARE		
INDIAN RIVER INLET & BAY, DE	---	7 *
INSPECTION OF COMPLETED WORKS, DE	70	70
INTRACOASTAL WATERWAY, DELAWARE RIVER TO CHESAPEAKE BAY, DE & MD	---	12,450 *
INTRACOASTAL WATERWAY, REHOBOTH BAY TO DELAWARE BAY, DE	---	30 *
PROJECT CONDITION SURVEYS, DE	---	200 *
WILMINGTON HARBOR, DE	---	5,491 *
DISTRICT OF COLUMBIA		
INSPECTION OF COMPLETED WORKS, DC	80	80
POTOMAC AND ANACOSTIA RIVERS, DC (DRIFT REMOVAL)	---	930 *
PROJECT CONDITION SURVEYS, DC	---	30 *
FLORIDA		
CANAVERAL HARBOR, FL	---	4,149 *
CENTRAL & SOUTHERN FLORIDA, FL	14,430	15,463 *
INSPECTION OF COMPLETED WORKS, FL	814	814



CORPS OF ENGINEERS - OPERATION AND MAINTENANCE  
(AMOUNTS IN THOUSANDS)

	BUDGET REQUEST	CONFERENCE
INTRACOASTAL WATERWAY, JACKSONVILLE TO MIAMI, FL	2,980	2,980
JACKSONVILLE HARBOR, FL	---	6,560 *
JIM WOODRUFF LOCK AND DAM, LAKE SEMINOLE, FL, AL & GA	7,560	7,560
MANATEE HARBOR, FL	---	3,845 *
MIAMI HARBOR, FL	---	6,070 *
OKEECHOBEE WATERWAY, FL	1,229	2,320 *
PALM BEACH HARBOR, FL	---	2,785 *
PANAMA CITY HARBOR, FL	---	55 *
PENSACOLA HARBOR, FL	---	1,390 *
PORT EVERGLADES HARBOR, FL	---	5,850 *
PROJECT CONDITION SURVEYS, FL	---	1,275 *
REMOVAL OF AQUATIC GROWTH, FL	---	3,290 *
SCHEDULING RESERVOIR OPERATIONS, FL	132	132
TAMPA HARBOR, FL	---	980 *
WATER/ENVIRONMENTAL CERTIFICATION, FL	---	180 *
GEORGIA		
ALLATOONA LAKE, GA	9,257	9,257
APALACHICOLA, CHATTAHOOCHEE AND FLINT RIVERS, GA, AL & FL	1,332	1,332
ATLANTIC INTRACOASTAL WATERWAY, GA	3,000	3,000
BRUNSWICK HARBOR, GA	---	5,258 *
BUFORD DAM AND LAKE SIDNEY LANIER, GA	11,395	11,395
CARTERS DAM AND LAKE, GA	7,591	7,591
HARTWELL LAKE, GA & SC	11,119	11,160 *
INSPECTION OF COMPLETED WORKS, GA	196	196
J STROM THURMOND LAKE, GA & SC	11,069	11,129 *
PROJECT CONDITION SURVEYS, GA	---	100 *
RICHARD B RUSSELL DAM AND LAKE, GA & SC	9,681	9,681
SAVANNAH HARBOR, GA	---	34,312 *
SAVANNAH RIVER BELOW AUGUSTA, GA	---	201 *
WEST POINT DAM AND LAKE, GA & AL	7,828	7,828
HAWAII		
BARBERS POINT HARBOR, HI	295	295
HONOLULU HARBOR, HI	---	7,300 *
INSPECTION OF COMPLETED WORKS, HI	278	278
PROJECT CONDITION SURVEYS, HI	---	663 *
IDAHO		
ALBENI FALLS DAM, ID	1,182	1,182
DWORSHAK DAM AND RESERVOIR, ID	4,902	4,902
INSPECTION OF COMPLETED WORKS, ID	377	377
LUCKY PEAK LAKE, ID	10,292	10,292
SCHEDULING RESERVOIR OPERATIONS, ID	716	716

CORPS OF ENGINEERS - OPERATION AND MAINTENANCE  
(AMOUNTS IN THOUSANDS)

	BUDGET REQUEST	CONFERENCE
ILLINOIS		
CALUMET HARBOR AND RIVER, IL & IN	---	4,616 *
CARLYLE LAKE, IL	5,719	5,719
CHICAGO HARBOR, IL	---	3,583 *
CHICAGO RIVER, IL	286	286
CHICAGO SANITARY AND SHIP CANAL DISPERSAL BARRIER, IL	18,920	18,920
FARM CREEK RESERVOIRS, IL	413	413
ILLINOIS WATERWAY (MVR PORTION), IL & IN	43,727	43,727
ILLINOIS WATERWAY (MVS PORTION), IL & IN	2,060	2,060
INSPECTION OF COMPLETED ENVIRONMENTAL PROJECTS, IL	50	50
INSPECTION OF COMPLETED WORKS, IL	1,973	1,973
KASKASKIA RIVER NAVIGATION, IL	2,222	2,222
LAKE MICHIGAN DIVERSION, IL	---	851 *
LAKE SHELBYVILLE, IL	6,272	6,272
MISSISSIPPI RIVER BETWEEN MISSOURI RIVER AND MINNEAPOLIS (MVR PORTION), IL	70,824	70,824
MISSISSIPPI RIVER BETWEEN MISSOURI RIVER AND MINNEAPOLIS (MVS PORTION), IL	39,140	39,140
PROJECT CONDITION SURVEYS, IL	---	106 *
REND LAKE, IL	5,542	5,542
SURVEILLANCE OF NORTHERN BOUNDARY WATERS, IL	---	680 *
WAUKEGAN HARBOR, IL	---	1,526 *
INDIANA		
BROOKVILLE LAKE, IN	1,813	1,813
BURNS WATERWAY HARBOR, IN	---	4,619 *
CAGLES MILL LAKE, IN	1,195	1,195
CECIL M HARDEN LAKE, IN	1,243	1,243
INDIANA HARBOR, IN	---	10,998 *
INSPECTION OF COMPLETED WORKS, IN	1,051	1,051
J EDWARD ROUSH LAKE, IN	1,375	1,375
MISSISSINEWA LAKE, IN	1,274	1,274
MONROE LAKE, IN	1,374	1,374
PATOKA LAKE, IN	1,498	1,498
PROJECT CONDITION SURVEYS, IN	---	190 *
SALAMONIE LAKE, IN	1,313	1,313
SURVEILLANCE OF NORTHERN BOUNDARY WATERS, IN	---	55 *
IOWA		
CORALVILLE LAKE, IA	5,599	5,599
INSPECTION OF COMPLETED ENVIRONMENTAL PROJECTS, IA	6	6
INSPECTION OF COMPLETED WORKS, IA	1,282	1,282
MISSOURI RIVER FISH AND WILDLIFE RECOVERY, IA, KS, MO, MT, NE, ND & SD	4,829	4,829
MISSOURI RIVER - SIOUX CITY TO THE MOUTH, IA, KS, MO & NE	13,200	13,200
RATHBUN LAKE, IA	2,974	2,974

CORPS OF ENGINEERS - OPERATION AND MAINTENANCE  
(AMOUNTS IN THOUSANDS)

	BUDGET REQUEST	CONFERENCE
RED ROCK DAM AND LAKE RED ROCK, IA	5,954	5,954
SAYLORVILLE LAKE, IA	7,934	7,934
KANSAS		
CLINTON LAKE, KS	2,354	2,354
COUNCIL GROVE LAKE, KS	1,378	1,378
EL DORADO LAKE, KS	738	738
ELK CITY LAKE, KS	1,031	1,031
FALL RIVER LAKE, KS	1,145	1,145
HILLSDALE LAKE, KS	967	967
INSPECTION OF COMPLETED ENVIRONMENTAL PROJECTS, KS	4	4
INSPECTION OF COMPLETED WORKS, KS	1,250	1,250
JOHN REDMOND DAM AND RESERVOIR, KS	1,727	1,727
KANOPOLIS LAKE, KS	4,134	4,134
MARION LAKE, KS	1,833	1,833
MELVERN LAKE, KS	3,146	3,146
MILFORD LAKE, KS	2,153	2,153
PEARSON - SKUBITZ BIG HILL LAKE, KS	1,397	1,397
PERRY LAKE, KS	2,495	2,495
POMONA LAKE, KS	2,063	2,063
SCHEDULING RESERVOIR OPERATIONS, KS	472	472
TORONTO LAKE, KS	733	733
TUTTLE CREEK LAKE, KS	2,399	2,399
WILSON LAKE, KS	1,844	1,844
KENTUCKY		
BARKLEY DAM AND LAKE BARKLEY, KY & TN	17,631	17,631
BARREN RIVER LAKE, KY	3,622	3,622
BIG SANDY HARBOR, KY	---	1,960 *
BUCKHORN LAKE, KY	2,079	2,079
CARR CREEK LAKE, KY	1,869	1,869
CAVE RUN LAKE, KY	1,155	1,155
DEWEY LAKE, KY	3,780	3,780
ELVIS STAHR (HICKMAN) HARBOR, KY	---	915 *
FALLS OF THE OHIO NATIONAL WILDLIFE, KY & IN	34	34
FISHTRAP LAKE, KY	1,858	1,858
GRAYSON LAKE, KY	1,211	1,211
GREEN AND BARREN RIVERS, KY	2,736	2,736
GREEN RIVER LAKE, KY	4,849	4,849
INSPECTION OF COMPLETED WORKS, KY	1,015	1,015
KENTUCKY RIVER, KY	22	22
LAUREL RIVER LAKE, KY	2,343	2,343
MARTINS FORK LAKE, KY	1,697	1,697
MIDDLESBORO CUMBERLAND RIVER BASIN, KY	266	266
NOLIN LAKE, KY	2,853	2,853
OHIO RIVER LOCKS AND DAMS, KY, IL, IN & OH	68,525	68,525
OHIO RIVER OPEN CHANNEL WORK, KY, IL, IN, OH, PA & WV	7,639	7,639

CORPS OF ENGINEERS - OPERATION AND MAINTENANCE  
(AMOUNTS IN THOUSANDS)

	BUDGET REQUEST	CONFERENCE
PAINTSVILLE LAKE, KY	1,282	1,282
ROUGH RIVER LAKE, KY	3,461	3,461
TAYLORSVILLE LAKE, KY	1,148	1,148
WOLF CREEK DAM, LAKE CUMBERLAND, KY	10,313	10,313
YATESVILLE LAKE, KY	1,889	1,889
LOUISIANA		
ATCHAFALAYA RIVER AND BAYOUS CHENE, BOEUF & BLACK, LA	---	12,675 *
BARATARIA BAY WATERWAY, LA	---	100 *
BAYOU BODCAU RESERVOIR, LA	1,289	1,289
BAYOU LAFOURCHE AND LAFOURCHE JUMP WATERWAY, LA	---	100 *
BAYOU PIERRE, LA	33	33
BAYOU SEGNETTE WATERWAY, LA	---	10 *
BAYOU TECHE, LA	---	50 *
CADDO LAKE, LA	208	208
CALCASIEU RIVER AND PASS, LA	---	18,639 *
FRESHWATER BAYOU, LA	---	759 *
GULF INTRACOASTAL WATERWAY, LA	30,185	30,185
HOUMA NAVIGATION CANAL, LA	---	100 *
INSPECTION OF COMPLETED WORKS, LA	1,069	1,069
J BENNETT JOHNSTON WATERWAY, LA	11,881	11,881
LAKE PROVIDENCE HARBOR, LA	---	1,315 *
MERMENTAU RIVER, LA	---	1,540 *
MISSISSIPPI RIVER OUTLETS AT VENICE, LA	---	200 *
MISSISSIPPI RIVER, BATON ROUGE TO THE GULF OF MEXICO, LA	---	89,169 *
PROJECT CONDITION SURVEYS, LA	---	11 *
REMOVAL OF AQUATIC GROWTH, LA	---	250 *
WALLACE LAKE, LA	245	245
WATERWAY FROM EMPIRE TO THE GULF, LA	---	14 *
MAINE		
DISPOSAL AREA MONITORING, ME	---	1,050 *
INSPECTION OF COMPLETED WORKS, ME	100	100
PROJECT CONDITION SURVEYS, ME	---	1,000 *
SURVEILLANCE OF NORTHERN BOUNDARY WATERS, ME	---	30 *
MARYLAND		
BACK CREEK, MD	---	13 *
BALTIMORE HARBOR AND CHANNELS (50 FOOT), MD	---	23,645 *
BALTIMORE HARBOR, MD (DRIFT REMOVAL)	---	415 *
CLAIBORNE HARBOR, MD	---	5 *
CUMBERLAND, MD AND RIDGELEY, WV	201	201
FISHING CREEK, MD	---	10 *
HERRING CREEK, TALL TIMBERS, MD	---	10 *
INSPECTION OF COMPLETED WORKS, MD	126	126
JENNINGS RANDOLPH LAKE, MD & WV	6,285	6,285

CORPS OF ENGINEERS - OPERATION AND MAINTENANCE  
(AMOUNTS IN THOUSANDS)

	BUDGET REQUEST	CONFERENCE
KNAPPS NARROWS, MD	---	5 *
LOWER THOROFARE, DEAL ISLAND, MD	---	5 *
MIDDLE RIVER & DARK HEAD CREEK, MD	---	3 *
NEAVITT HARBOR, MD	---	3 *
OCEAN CITY HARBOR AND INLET AND SINEPUXENT BAY, MD	---	5 *
PROJECT CONDITION SURVEYS, MD	---	485 *
ROCK HALL HARBOR, MD	---	5 *
SCHEDULING RESERVOIR OPERATIONS, MD	173	173
WICOMICO RIVER, MD	---	4,000 *

MASSACHUSETTS

BARRE FALLS DAM, MA	888	888
BIRCH HILL DAM, MA	886	886
BOSTON HARBOR, MA	---	7,150 *
BUFFUMVILLE LAKE, MA	731	731
CAPE COD CANAL, MA	2,535	7,742 *
CHARLES RIVER NATURAL VALLEY STORAGE AREA, MA	391	391
CONANT BROOK LAKE, MA	334	334
EAST BRIMFIELD LAKE, MA	684	684
HODGES VILLAGE DAM, MA	725	725
INSPECTION OF COMPLETED WORKS, MA	348	348
KNIGHTVILLE DAM, MA	1,252	1,252
LITTLEVILLE LAKE, MA	721	721
NEW BEDFORD FAIRHAVEN AND ACUSHNET HURRICANE BARRIER, MA	505	505
PROJECT CONDITION SURVEYS, MA	---	950 *
TULLY LAKE, MA	914	914
WEST HILL DAM, MA	1,034	1,034
WESTVILLE LAKE, MA	1,050	1,050

MICHIGAN

CHANNELS IN LAKE ST CLAIR, MI	---	190 *
DETROIT RIVER, MI	72	6,882 *
GRAND HAVEN HARBOR, MI	18	1,768 *
HOLLAND HARBOR, MI	---	600 *
INSPECTION OF COMPLETED WORKS, MI	260	260
KEWEENAW WATERWAY, MI	27	27
LUDINGTON HARBOR, MI	---	500 *
PROJECT CONDITION SURVEYS, MI	---	833 *
ROUGE RIVER, MI	---	400 *
SAGINAW RIVER, MI	---	2,425 *
SEBEWAING RIVER, MI	531	531
ST CLAIR RIVER, MI	---	1,510 *
ST JOSEPH HARBOR, MI	---	1,500 *
ST MARYS RIVER, MI	3,153	28,333 *
SURVEILLANCE OF NORTHERN BOUNDARY WATERS, MI	---	3,138 *

CORPS OF ENGINEERS - OPERATION AND MAINTENANCE  
(AMOUNTS IN THOUSANDS)

	BUDGET REQUEST	CONFERENCE
MINNESOTA		
BIGSTONE LAKE - WHETSTONE RIVER, MN & SD	462	462
DULUTH - SUPERIOR HARBOR, MN & WI	750	7,540 *
INSPECTION OF COMPLETED WORKS, MN	240	240
LAC QUI PARLE LAKES, MINNESOTA RIVER, MN	1,349	1,349
MINNESOTA RIVER, MN	---	260 *
MISSISSIPPI RIVER BETWEEN MISSOURI RIVER AND MINNEAPOLIS (MVP PORTION), MN	71,737	71,737
ORWELL LAKE, MN	508	508
PROJECT CONDITION SURVEYS, MN	---	103 *
RED LAKE RESERVOIR, MN	143	143
RESERVOIRS AT HEADWATERS OF MISSISSIPPI RIVER, MN	5,244	5,244
SURVEILLANCE OF NORTHERN BOUNDARY WATERS, MN	---	246 *
MISSISSIPPI		
BILOXI HARBOR, MS	---	1,748 *
EAST FORK, TOMBIGBEE RIVER, MS	290	290
GULFPORT HARBOR, MS	---	3,215 *
INSPECTION OF COMPLETED WORKS, MS	116	116
MOUTH OF YAZOO RIVER, MS	---	30 *
OKATIBBEE LAKE, MS	1,740	1,740
PASCAGOULA HARBOR, MS	---	6,151 *
PEARL RIVER, MS & LA	89	89
PROJECT CONDITION SURVEYS, MS	---	131 *
ROSEDALE HARBOR, MS	---	935 *
WATER/ENVIRONMENTAL CERTIFICATION, MS	---	40 *
YAZOO RIVER, MS	---	30 *
MISSOURI		
CARUTHERSVILLE HARBOR, MO	---	615 *
CLARENCE CANNON DAM AND MARK TWAIN LAKE, MO	6,955	6,955
CLEARWATER LAKE, MO	3,740	3,740
HARRY S TRUMAN DAM AND RESERVOIR, MO	11,638	11,638
INSPECTION OF COMPLETED ENVIRONMENTAL PROJECTS, MO	2	2
INSPECTION OF COMPLETED WORKS, MO	1,512	1,512
LITTLE BLUE RIVER LAKES, MO	1,347	1,347
LONG BRANCH LAKE, MO	3,282	3,282
MISSISSIPPI RIVER BETWEEN THE OHIO AND MISSOURI RIVERS (REG WORKS), MO & IL	30,821	30,821
POMME DE TERRE LAKE, MO	2,767	2,767
SCHEDULING RESERVOIR OPERATIONS, MO	172	172
SMITHVILLE LAKE, MO	1,606	1,606
SOUTHEAST MISSOURI PORT, MISSISSIPPI RIVER, MO	---	409 *
STOCKTON LAKE, MO	5,691	5,691
TABLE ROCK LAKE, MO & AR	10,331	10,331

CORPS OF ENGINEERS - OPERATION AND MAINTENANCE  
(AMOUNTS IN THOUSANDS)

	BUDGET REQUEST	CONFERENCE
MONTANA		
FT PECK DAM AND LAKE, MT	5,534	5,534
INSPECTION OF COMPLETED WORKS, MT	154	154
LIBBY DAM, MT	2,636	2,636
SCHEDULING RESERVOIR OPERATIONS, MT	125	125
NEBRASKA		
GAVINS POINT DAM, LEWIS AND CLARK LAKE, NE & SD	10,087	10,087
HARLAN COUNTY LAKE, NE	2,337	2,337
INSPECTION OF COMPLETED ENVIRONMENTAL PROJECTS, NE	3	3
INSPECTION OF COMPLETED WORKS, NE	466	466
MISSOURI RIVER - KENSLERS BEND, NE TO SIOUX CITY, IA	46	46
PAPILLION CREEK, NE	858	858
SALT CREEKS AND TRIBUTARIES, NE	3,347	3,347
NEVADA		
INSPECTION OF COMPLETED WORKS, NV	77	77
MARTIS CREEK LAKE, NV & CA	1,278	1,278
PINE AND MATHEWS CANYONS LAKES, NV	816	816
NEW HAMPSHIRE		
BLACKWATER DAM, NH	823	823
EDWARD MACDOWELL LAKE, NH	732	732
FRANKLIN FALLS DAM, NH	1,017	1,017
HOPKINTON - EVERETT LAKES, NH	1,857	1,857
INSPECTION OF COMPLETED WORKS, NH	90	90
OTTER BROOK LAKE, NH	1,395	1,395
PROJECT CONDITION SURVEYS, NH	---	300 *
SURRY MOUNTAIN LAKE, NH	801	801
NEW JERSEY		
BARNEGAT INLET, NJ	---	9 *
CHEESEQUAKE CREEK, NJ	---	50 *
COLD SPRING INLET, NJ	---	3 *
DELAWARE RIVER AT CAMDEN, NJ	---	15 *
DELAWARE RIVER, PHILADELPHIA TO THE SEA, NJ, PA & DE	---	27,785 *
INSPECTION OF COMPLETED ENVIRONMENTAL PROJECTS, NJ	45	45
INSPECTION OF COMPLETED WORKS, NJ	487	487
MANASQUAN RIVER, NJ	---	2 *
NEW JERSEY INTRACOASTAL WATERWAY, NJ	---	50 *
NEWARK BAY, HACKENSACK AND PASSAIC RIVERS, NJ	---	8,000 *
PASSAIC RIVER FLOOD WARNING SYSTEMS, NJ	668	668
PROJECT CONDITION SURVEYS, NJ	---	2,224 *
RARITAN RIVER TO ARTHUR KILL CUT-OFF, NJ	---	20 *

CORPS OF ENGINEERS - OPERATION AND MAINTENANCE  
(AMOUNTS IN THOUSANDS)

	BUDGET REQUEST	CONFERENCE
RARITAN RIVER, NJ	---	50 *
SANDY HOOK BAY AT LEONARD, NJ	---	10 *
SHOAL HARBOR AND COMPTON CREEK, NJ	---	10 *
SHREWSBURY RIVER, MAIN CHANNEL, NJ	---	25 *
NEW MEXICO		
ABIQUIU DAM, NM	3,715	3,715
COCHITI LAKE, NM	3,585	3,585
CONCHAS LAKE, NM	2,726	2,726
GALISTEO DAM, NM	935	935
INSPECTION OF COMPLETED ENVIRONMENTAL PROJECTS, NM	27	27
INSPECTION OF COMPLETED WORKS, NM	561	561
JEMEZ CANYON DAM, NM	849	849
MIDDLE RIO GRANDE ENDANGERED SPECIES COLLABORATIVE PROGRAM, NM	2,117	2,117
SANTA ROSA DAM AND LAKE, NM	1,385	1,385
SCHEDULING RESERVOIR OPERATIONS, NM	199	199
TWO RIVERS DAM, NM	1,056	1,056
UPPER RIO GRANDE WATER OPERATIONS MODEL, NM	746	746
NEW YORK		
ALMOND LAKE, NY	741	741
ARKPORT DAM, NY	330	330
BAY RIDGE AND RED HOOK CHANNELS, NY	---	25 *
BLACK ROCK CHANNEL AND TONAWANDA HARBOR, NY	5	6,235 *
BRONX RIVER, NY	---	30 *
BROWNS CREEK, NY	---	30 *
BUFFALO HARBOR, NY	---	3,055 *
BUTTERMILK CHANNEL, NY	---	400 *
EAST RIVER, NY	---	10 *
EAST SIDNEY LAKE, NY	766	766
EASTCHESTER CREEK, NY	---	5 *
FIRE ISLAND INLET TO JONES INLET, NY	---	50 *
FLUSHING BAY AND CREEK, NY	---	30 *
GLEN COVE CREEK, NY	---	15 *
GREAT KILLS HARBOR, NY	---	20 *
GREAT SOUTH BAY, NY	---	25 *
HUDSON RIVER CHANNEL, NY	---	100 *
HUDSON RIVER, NY (MAINT)	---	9,650 *
HUDSON RIVER, NY (O & C)	---	2,705 *
INSPECTION OF COMPLETED WORKS, NY	1,391	1,391
JONES INLET, NY	---	50 *
LONG ISLAND INTRACOASTAL WATERWAY, NY	---	50 *
MATTITUCK HARBOR, NY	---	15 *
MORICHES INLET, NY	---	50 *
MOUNT MORRIS DAM, NY	3,785	3,785
NEW YORK AND NEW JERSEY CHANNELS, NY	---	9,000 *
NEW YORK AND NEW JERSEY HARBOR, NY & NJ	---	16,000 *



CORPS OF ENGINEERS - OPERATION AND MAINTENANCE  
(AMOUNTS IN THOUSANDS)

	BUDGET REQUEST	CONFERENCE
NEW YORK HARBOR, NY	---	8,548 *
NEW YORK HARBOR, NY & NJ (DRIFT REMOVAL)	---	10,374 *
NEW YORK HARBOR, NY (PREVENTION OF OBSTRUCTIVE DEPOSITS)	---	1,417 *
PORTCHESTER HARBOR, NY	---	50 *
PROJECT CONDITION SURVEYS, NY	---	2,522 *
ROCHESTER HARBOR, NY	---	1,200 *
SHINNECOCK INLET, NY	---	50 *
SOUTHERN NEW YORK FLOOD CONTROL PROJECTS, NY	854	854
SURVEILLANCE OF NORTHERN BOUNDARY WATERS, NY	---	610 *
WESTCHESTER CREEK, NY	---	5 *
WHITNEY POINT LAKE, NY	1,386	1,386
NORTH CAROLINA		
ATLANTIC INTRACOASTAL WATERWAY, NC	5,590	5,590
B EVERETT JORDAN DAM AND LAKE, NC	4,781	4,781
CAPE FEAR RIVER ABOVE WILMINGTON, NC	84	401 *
FALLS LAKE, NC	3,275	3,275
INSPECTION OF COMPLETED WORKS, NC	190	190
MANTEO (SHALLOWBAG) BAY, NC	---	1,550 *
MASONBORO INLET AND CONNECTING CHANNELS, NC	50	50
MOREHEAD CITY HARBOR, NC	---	5,570 *
NEW RIVER INLET, NC	3,555	3,555
PROJECT CONDITION SURVEYS, NC	---	700 *
ROLLINSON CHANNEL, NC	---	790 *
SILVER LAKE HARBOR, NC	---	1,085 *
W KERR SCOTT DAM AND RESERVOIR, NC	3,417	3,417
WILMINGTON HARBOR, NC	---	14,715 *
NORTH DAKOTA		
BOWMAN HALEY, ND	328	328
GARRISON DAM, LAKE SAKAKAWEA, ND	15,769	15,769
HOMME LAKE, ND	337	337
INSPECTION OF COMPLETED WORKS, ND	530	530
LAKE ASHTABULA AND BALDHILL DAM, ND	1,999	1,999
PIPESTEM LAKE, ND	503	503
SCHEDULING RESERVOIR OPERATIONS, ND	123	123
SOURIS RIVER, ND	2,029	2,029
SURVEILLANCE OF NORTHERN BOUNDARY WATERS, ND	---	85 *
OHIO		
ALUM CREEK LAKE, OH	2,236	2,236
ASHTABULA HARBOR, OH	---	2,359 *
BERLIN LAKE, OH	3,099	3,099
CAESAR CREEK LAKE, OH	2,145	2,145
CLARENCE J BROWN DAM, OH	1,268	1,268
CLEVELAND HARBOR, OH	---	7,139 *

CORPS OF ENGINEERS - OPERATION AND MAINTENANCE  
(AMOUNTS IN THOUSANDS)

	BUDGET REQUEST	CONFERENCE
CONNEAUT HARBOR, OH	---	1,130 *
DEER CREEK LAKE, OH	1,664	1,664
DELAWARE LAKE, OH	2,393	2,393
DILLON LAKE, OH	1,495	1,495
FAIRPORT HARBOR, OH	---	1,158 *
INSPECTION OF COMPLETED WORKS, OH	737	737
MASSILLON LOCAL PROTECTION PROJECT, OH	101	101
MICHAEL J KIRWAN DAM AND RESERVOIR, OH	1,467	1,467
MOSQUITO CREEK LAKE, OH	1,857	1,857
MUSKINGUM RIVER LAKES, OH	17,127	17,127
NORTH BRANCH KOKOSING RIVER LAKE, OH	556	556
OHIO-MISSISSIPPI FLOOD CONTROL, OH	1,699	1,699
PAINT CREEK LAKE, OH	1,523	1,523
PROJECT CONDITION SURVEYS, OH	---	306 *
ROSEVILLE LOCAL PROTECTION PROJECT, OH	37	37
SANDUSKY HARBOR, OH	---	1,313 *
SURVEILLANCE OF NORTHERN BOUNDARY WATERS, OH	---	255 *
TOLEDO HARBOR, OH	---	4,427 *
TOM JENKINS DAM, OH	825	825
WEST FORK OF MILL CREEK LAKE, OH	2,412	2,412
WILLIAM H HARSHA LAKE, OH	2,665	2,665

OKLAHOMA

ARCADIA LAKE, OK	615	615
BIRCH LAKE, OK	778	778
BROKEN BOW LAKE, OK	2,074	2,074
CANTON LAKE, OK	2,119	2,119
COPAN LAKE, OK	1,171	1,171
EUFAULA LAKE, OK	6,828	6,828
FORT GIBSON LAKE, OK	4,998	4,998
FORT SUPPLY LAKE, OK	917	917
GREAT SALT PLAINS LAKE, OK	298	298
HEYBURN LAKE, OK	861	861
HUGO LAKE, OK	2,524	2,524
HULAH LAKE, OK	735	735
INSPECTION OF COMPLETED WORKS, OK	650	650
KAW LAKE, OK	2,215	2,215
KEYSTONE LAKE, OK	4,539	4,539
MCCLELLAN-KERR ARKANSAS RIVER NAVIGATION SYSTEM, OK	20,810	20,810
OOLOGAH LAKE, OK	2,320	2,320
OPTIMA LAKE, OK	63	63
PENSACOLA RESERVOIR, LAKE OF THE CHEROKEES, OK	164	164
PINE CREEK LAKE, OK	1,671	1,671
SARDIS LAKE, OK	1,285	1,285
SCHEDULING RESERVOIR OPERATIONS, OK	1,360	1,360
SKIATOOK LAKE, OK	1,697	1,697
TENKILLER FERRY LAKE, OK	4,318	4,318

CORPS OF ENGINEERS - OPERATION AND MAINTENANCE  
(AMOUNTS IN THOUSANDS)

	BUDGET REQUEST	CONFERENCE
WAURIKA LAKE, OK	1,859	1,859
WISTER LAKE, OK	758	758
OREGON		
APPLEGATE LAKE, OR	1,042	1,042
BLUE RIVER LAKE, OR	1,014	1,014
BONNEVILLE LOCK AND DAM, OR & WA	2,085	8,000 *
CHETCO RIVER, OR	---	785 *
COLUMBIA RIVER AT THE MOUTH, OR & WA	---	23,535 *
COOS BAY, OR	---	6,958 *
COQUILLE RIVER, OR	---	26 *
COTTAGE GROVE LAKE, OR	1,261	1,261
COUGAR LAKE, OR	2,360	2,360
DEPOE BAY, OR	---	10 *
DETROIT LAKE, OR	5,894	5,894
DORENA LAKE, OR	1,281	1,281
ELK CREEK LAKE, OR	174	174
FALL CREEK LAKE, OR	1,475	1,475
FERN RIDGE LAKE, OR	2,013	2,013
GREEN PETER - FOSTER LAKES, OR	2,147	2,147
HILLS CREEK LAKE, OR	1,483	1,483
INSPECTION OF COMPLETED ENVIRONMENTAL PROJECTS, OR	60	60
INSPECTION OF COMPLETED WORKS, OR	628	628
JOHN DAY LOCK AND DAM, OR & WA	5,688	5,688
LOOKOUT POINT LAKE, OR	2,052	2,052
LOST CREEK LAKE, OR	3,621	3,621
M McNARY LOCK AND DAM, OR & WA	9,623	9,623
NEHALEM BAY, OR	---	5 *
PORT ORFORD, OR	---	5 *
PROJECT CONDITION SURVEYS, OR	---	400 *
ROGUE RIVER AT GOLD BEACH, OR	---	5 *
SCHEDULING RESERVOIR OPERATIONS, OR	99	99
SURVEILLANCE OF NORTHERN BOUNDARY WATERS, OR	---	10,265 *
SIUSLAW RIVER, OR	---	10 *
SKIPANON CHANNEL, OR	---	5 *
TILLAMOOK BAY & BAR, OR	---	5 *
UMPQUA RIVER, OR	---	939 *
WILLAMETTE RIVER AT WILLAMETTE FALLS, OR	161	161
WILLAMETTE RIVER BANK PROTECTION, OR	170	170
WILLOW CREEK LAKE, OR	748	748
YAQUINA BAY AND HARBOR, OR	---	3,080 *
PENNSYLVANIA		
ALLEGHENY RIVER, PA	7,863	7,863
ALVIN R BUSH DAM, PA	874	874
AYLESWORTH CREEK LAKE, PA	416	416
BELTZVILLE LAKE, PA	1,641	1,641

CORPS OF ENGINEERS - OPERATION AND MAINTENANCE  
(AMOUNTS IN THOUSANDS)

	BUDGET REQUEST	CONFERENCE
BLUE MARSH LAKE, PA	3,683	3,683
CONEMAUGH RIVER LAKE, PA	1,704	1,704
COWANESQUE LAKE, PA	2,664	2,664
CROOKED CREEK LAKE, PA	2,955	2,955
CURWENSVILLE LAKE, PA	1,060	1,060
DELAWARE RIVER, PHILADELPHIA, PA TO TRENTON, NJ	---	3,850 *
EAST BRANCH CLARION RIVER LAKE, PA	5,892	5,892
FOSTER JOSEPH SAYERS DAM, PA	2,165	2,165
FRANCIS E WALTER DAM, PA	2,720	2,720
GENERAL EDGAR JADWIN DAM AND RESERVOIR, PA	338	338
INSPECTION OF COMPLETED ENVIRONMENTAL PROJECTS, PA	60	60
INSPECTION OF COMPLETED WORKS, PA	1,110	1,110
JOHNSTOWN, PA	1,581	1,581
KINZUA DAM AND ALLEGHENY RESERVOIR, PA	1,551	1,551
LOYALHANNA LAKE, PA	1,530	1,530
MAHONING CREEK LAKE, PA	1,457	1,457
MONONGAHELA RIVER, PA	15,183	15,183
OHIO RIVER LOCKS AND DAMS, PA, OH & WV	45,472	45,472
OHIO RIVER OPEN CHANNEL WORK, PA, OH & WV	1,765	1,765
PROJECT CONDITION SURVEYS, PA	---	170 *
PROMPTON LAKE, PA	851	851
PUNXSUTAWNEY, PA	719	719
RAYSTOWN LAKE, PA	5,281	5,281
SCHEDULING RESERVOIR OPERATIONS, PA	76	76
SCHUYLKILL RIVER, PA	---	100 *
SHENANGO RIVER LAKE, PA	3,081	3,081
STILLWATER LAKE, PA	872	872
SURVEILLANCE OF NORTHERN BOUNDARY WATERS, PA	---	105 *
TIOGA - HAMMOND LAKES, PA	3,480	3,480
TIONESTA LAKE, PA	2,699	2,699
UNION CITY LAKE, PA	612	612
WOODCOCK CREEK LAKE, PA	1,157	1,157
YORK INDIAN ROCK DAM, PA	1,396	1,396
YOUGHIOGHENY RIVER LAKE, PA & MD	2,828	2,828
PUERTO RICO		
INSPECTION OF COMPLETED WORKS, PR	134	134
PROJECT CONDITION SURVEYS, PR	---	100 *
SAN JUAN HARBOR, PR	---	630 *
RHODE ISLAND		
BLOCK ISLAND HARBOR OF REFUGE, RI	---	2,550 *
FOX POINT BARRIER, NARRANGANSETT BAY, RI	2,335	2,335
GREAT SALT POND, BLOCK ISLAND, RI	---	350 *
INSPECTION OF COMPLETED WORKS, RI	134	134
PROJECT CONDITION SURVEYS, RI	---	300 *
WOONSOCKET, RI	1,424	1,424

CORPS OF ENGINEERS - OPERATION AND MAINTENANCE  
(AMOUNTS IN THOUSANDS)

	BUDGET REQUEST	CONFERENCE
SOUTH CAROLINA		
ATLANTIC INTRACOASTAL WATERWAY, SC	3,487	3,487
CHARLESTON HARBOR, SC	---	20,564 *
COOPER RIVER, CHARLESTON HARBOR, SC	---	3,867 *
INSPECTION OF COMPLETED WORKS, SC	75	75
PROJECT CONDITION SURVEYS, SC	---	875 *
SOUTH DAKOTA		
BIG BEND DAM, LAKE SHARPE, SD	9,900	9,900
COLD BROOK LAKE, SD	345	345
COTTONWOOD SPRINGS LAKE, SD	260	260
FORT RANDALL DAM, LAKE FRANCIS CASE, SD	12,178	12,178
INSPECTION OF COMPLETED WORKS, SD	356	356
LAKE TRAVERSE, SD & MN	827	827
OAHE DAM, LAKE OAHE, SD & ND	12,865	12,865
SCHEDULING RESERVOIR OPERATIONS, SD	144	144
TENNESSEE		
CENTER HILL LAKE, TN	7,719	7,719
CHEATHAM LOCK AND DAM, TN	8,384	8,384
CHICKAMAUGA LOCK, TENNESSEE RIVER, TN	3,253	3,253
CORDELL HULL DAM AND RESERVOIR, TN	8,571	8,571
DALE HOLLOW LAKE, TN	7,828	7,828
INSPECTION OF COMPLETED WORKS, TN	328	328
J PERCY PRIEST DAM AND RESERVOIR, TN	5,623	5,623
OLD HICKORY LOCK AND DAM, TN	11,491	11,491
TENNESSEE RIVER, TN	25,952	25,952
WOLF RIVER HARBOR, TN	---	920 *
TEXAS		
AQUILLA LAKE, TX	1,140	1,140
ARKANSAS - RED RIVER BASINS CHLORIDE CONTROL - AREA VIII, TX	1,799	1,799
BARDWELL LAKE, TX	2,045	2,045
BELTON LAKE, TX	4,752	4,752
BENBROOK LAKE, TX	4,159	4,159
BRAZOS ISLAND HARBOR, TX	---	85 *
BUFFALO BAYOU AND TRIBUTARIES, TX	3,343	3,343
CANYON LAKE, TX	5,070	5,070
CHANNEL TO HARLINGEN, TX	---	650 *
CHANNEL TO PORT BOLIVAR, TX	---	100 *
CORPUS CHRISTI SHIP CHANNEL, TX	---	5,300 *
DENISON DAM, LAKE TEXOMA, TX	7,980	7,980
ESTELLINE SPRINGS EXPERIMENTAL PROJECT, TX	39	39
FERRELLS BRIDGE DAM, LAKE O' THE PINES, TX	4,159	4,159

CORPS OF ENGINEERS - OPERATION AND MAINTENANCE  
(AMOUNTS IN THOUSANDS)

	BUDGET REQUEST	CONFERENCE
FREEPORT HARBOR, TX	---	4,700 *
GALVESTON HARBOR AND CHANNEL, TX	---	6,630 *
GIWW, CHANNEL TO VICTORIA, TX	---	30 *
GIWW, CHOCOLATE BAYOU, TX	---	30 *
GRANGER DAM AND LAKE, TX	6,772	6,772
GRAPEVINE LAKE, TX	5,185	5,185
GULF INTRACOASTAL WATERWAY, TX	25,500	25,500
HORDS CREEK LAKE, TX	1,619	1,619
HOUSTON SHIP CHANNEL, TX	---	23,300 *
INSPECTION OF COMPLETED WORKS, TX	1,657	1,657
JIM CHAPMAN LAKE, TX	1,895	1,895
JOE POOL LAKE, TX	2,645	2,645
LAKE KEMP, TX	280	280
LAVON LAKE, TX	3,932	3,932
LEWISVILLE DAM, TX	7,557	7,557
MATAGORDA SHIP CHANNEL, TX	---	6,450 *
NAVARRO MILLS LAKE, TX	2,042	2,042
NORTH SAN GABRIEL DAM AND LAKE GEORGETOWN, TX	4,231	4,231
O C FISHER DAM AND LAKE, TX	2,851	2,851
PAT MAYSE LAKE, TX	1,397	1,397
PROCTOR LAKE, TX	2,666	2,666
PROJECT CONDITION SURVEYS, TX	---	325 *
RAY ROBERTS LAKE, TX	2,172	2,172
SABINE - NECHES WATERWAY, TX	---	11,250 *
SAM RAYBURN DAM AND RESERVOIR, TX	8,963	8,963
SCHEDULING RESERVOIR OPERATIONS, TX	295	295
SOMERVILLE LAKE, TX	4,904	4,904
STILLHOUSE HOLLOW DAM, TX	6,621	6,621
TEXAS CITY SHIP CHANNEL, TX	---	50 *
TOWN BLUFF DAM, B A STEINHAGEN LAKE, TX	7,582	7,582
WACO LAKE, TX	5,669	5,669
WALLISVILLE LAKE, TX	2,232	2,232
WHITNEY LAKE, TX	10,253	10,253
WRIGHT PATMAN DAM AND LAKE, TX	5,418	5,418
UTAH		
INSPECTION OF COMPLETED WORKS, UT	24	24
SCHEDULING RESERVOIR OPERATIONS, UT	477	477
VERMONT		
BALL MOUNTAIN, VT	1,434	1,434
INSPECTION OF COMPLETED WORKS, VT	174	174
NORTH HARTLAND LAKE, VT	1,171	1,171
NORTH SPRINGFIELD LAKE, VT	739	739
TOWNSHEND LAKE, VT	1,577	1,577
UNION VILLAGE DAM, VT	860	860

CORPS OF ENGINEERS - OPERATION AND MAINTENANCE  
(AMOUNTS IN THOUSANDS)

	BUDGET REQUEST	CONFERENCE
VIRGIN ISLANDS		
INSPECTION OF COMPLETED WORKS, VI	49	49
PROJECT CONDITION SURVEYS, VI	---	50 *
VIRGINIA		
ATLANTIC INTRACOASTAL WATERWAY - ACC, VA	2,644	2,644
ATLANTIC INTRACOASTAL WATERWAY - DSC, VA	1,438	1,438
GATHRIGHT DAM AND LAKE MOOMAW, VA	2,709	2,709
HAMPTON ROADS, NORFOLK & NEWPORT NEWS HARBOR, VA (DRIFT REMOVAL)	---	1,500 *
HAMPTON ROADS, VA (PREVENTION OF OBSTRUCTIVE DEPOSITS)	---	38 *
INSPECTION OF COMPLETED WORKS, VA	432	432
JAMES RIVER CHANNEL, VA	---	350 *
JOHN H KERR LAKE, VA & NC	13,820	13,820
JOHN W FLANNAGAN DAM AND RESERVOIR, VA	2,888	2,888
NORFOLK HARBOR, VA	---	21,925 *
NORTH FORK OF POUND RIVER LAKE, VA	848	848
PHILPOTT LAKE, VA	5,520	5,520
PROJECT CONDITION SURVEYS, VA	---	1,215 *
WASHINGTON		
BELLINGHAM HARBOR, WA	---	2 *
CHIEF JOSEPH DAM, WA	600	600
COLUMBIA AND LOWER WILLAMETTE RIVERS BELOW VANCOUVER, WA & PORTLAND, OR	---	47,220 *
COLUMBIA RIVER AT BAKER BAY, WA & OR	---	5 *
COLUMBIA RIVER BETWEEN CHINOOK AND SAND ISLAND, WA	---	1 *
COLUMBIA RIVER BETWEEN VANCOUVER, WA AND THE DALLES, OR	---	881 *
COLUMBIA RIVER FISH MITIGATION, WA, OR & ID (CRFM)	3,476	3,476
EVERETT HARBOR AND SNOHOMISH RIVER, WA	---	1,980 *
FRIDAY HARBOR, WA	---	2 *
GRAYS HARBOR, WA	---	11,237 *
HOWARD HANSON DAM, WA	12,680	12,680
ICE HARBOR LOCK AND DAM, WA	5,075	5,075
INSPECTION OF COMPLETED ENVIRONMENTAL PROJECTS, WA	70	70
INSPECTION OF COMPLETED WORKS, WA	922	922
LAKE CROCKETT (KEYSTONE HARBOR), WA	---	16 *
LAKE WASHINGTON SHIP CANAL, WA	1,079	8,066 *
LITTLE GOOSE LOCK AND DAM, WA	3,506	3,506
LOWER GRANITE LOCK AND DAM, WA	4,347	4,347
LOWER MONUMENTAL LOCK AND DAM, WA	3,430	3,430
MILL CREEK LAKE, WA	5,486	5,486
MOUNT SAINT HELENS SEDIMENT CONTROL, WA	135	135
MUD MOUNTAIN DAM, WA	6,174	6,174
NEAH BAY, WA	---	17 *
OLYMPIA HARBOR, WA	---	2 *

CORPS OF ENGINEERS - OPERATION AND MAINTENANCE  
(AMOUNTS IN THOUSANDS)

	BUDGET REQUEST	CONFERENCE
PORT TOWNSEND, WA	---	14 *
PROJECT CONDITION SURVEYS, WA	---	1,046 *
PUGET SOUND AND TRIBUTARY WATERS, WA	---	1,485 *
QUILLAYUTE RIVER, WA	---	1,673 *
SCHEDULING RESERVOIR OPERATIONS, WA	463	463
SEATTLE HARBOR, WA	---	1,816 *
STILLAGUAMISH RIVER, WA	2,917	2,917
SURVEILLANCE OF NORTHERN BOUNDARY WATERS, WA	---	80 *
SWINOMISH CHANNEL, WA	---	2 *
TACOMA HARBOR, WA	---	15 *
TACOMA, PUYALLUP RIVER, WA	178	178
THE DALLES LOCK AND DAM, WA & OR	3,274	3,274
WILLAPA RIVER AND HARBOR, WA	---	44 *
WEST VIRGINIA		
BEECH FORK LAKE, WV	1,842	1,842
BLUESTONE LAKE, WV	4,863	4,863
BURNSVILLE LAKE, WV	3,240	3,240
EAST LYNN LAKE, WV	2,183	2,183
ELKINS, WV	118	118
INSPECTION OF COMPLETED WORKS, WV	474	474
KANAWHA RIVER LOCKS AND DAMS, WV	9,979	9,979
OHIO RIVER LOCKS AND DAMS, WV, KY & OH	29,834	29,834
OHIO RIVER OPEN CHANNEL WORK, WV, KY & OH	2,684	2,684
R D BAILEY LAKE, WV	1,811	1,811
STONEWALL JACKSON LAKE, WV	1,505	1,505
SUMMERSVILLE LAKE, WV	2,579	2,579
SUTTON LAKE, WV	2,522	2,522
TYGART LAKE, WV	1,693	1,693
WISCONSIN		
EAU GALLE RIVER LAKE, WI	829	829
FOX RIVER, WI	4,267	4,267
GREEN BAY HARBOR, WI	---	3,920 *
INSPECTION OF COMPLETED WORKS, WI	41	41
KEWAUNEE HARBOR, WI	18	18
MILWAUKEE HARBOR, WI	---	2,090 *
PROJECT CONDITION SURVEYS, WI	---	325 *
STURGEON BAY HARBOR AND LAKE MICHIGAN SHIP CANAL, WI	6	6
SURVEILLANCE OF NORTHERN BOUNDARY WATERS, WI	---	200 *
WYOMING		
INSPECTION OF COMPLETED ENVIRONMENTAL PROJECTS, WY	15	15
INSPECTION OF COMPLETED WORKS, WY	123	123
JACKSON HOLE LEVEES, WY	588	588
SCHEDULING RESERVOIR OPERATIONS, WY	107	107



CORPS OF ENGINEERS - OPERATION AND MAINTENANCE  
(AMOUNTS IN THOUSANDS)

	BUDGET REQUEST	CONFERENCE
SUBTOTAL, PROJECTS LISTED UNDER STATES	1,943,381	2,846,351
REMAINING ITEMS		
ADDITIONAL FUNDING FOR ONGOING WORK		
NAVIGATION MAINTENANCE	---	23,907
DEEP-DRAFT HARBOR AND CHANNEL	---	475,000
DONOR AND ENERGY TRANSFER PORTS	---	50,000
INLAND WATERWAYS	---	40,000
SMALL, REMOTE, OR SUBSISTENCE NAVIGATION	---	54,000
OTHER AUTHORIZED PROJECT PURPOSES	---	50,000
AQUATIC NUISANCE CONTROL RESEARCH	675	3,000
ASSET MANAGEMENT/FACILITIES AND EQUIP MAINTENANCE (FEM)	3,650	3,650
CIVIL WORKS WATER MANAGEMENT SYSTEM (CWWMS)	10,000	10,000
COASTAL INLET RESEARCH PROGRAM	2,700	7,975
COASTAL OCEAN DATA SYSTEM (CODS)	2,500	6,500
CULTURAL RESOURCES	1,000	1,000
CYBERSECURITY	4,000	4,000
DREDGE MCFARLAND READY RESERVE	---	11,690 *
DREDGE WHEELER READY RESERVE	---	15,000 *
DREDGING DATA AND LOCK PERFORMANCE MONITORING SYSTEM	1,120	1,120
DREDGING OPERATIONS AND ENVIRONMENTAL RESEARCH (DOER)	6,450	6,450
DREDGING OPERATIONS TECHNICAL SUPPORT PROGRAM (DOTS)	2,820	2,820
EARTHQUAKE HAZARDS REDUCTION PROGRAM	300	300
FACILITY PROTECTION	4,500	6,000
FISH & WILDLIFE OPERATING FISH HATCHERY REIMBURSEMENT	5,400	5,400
HARBOR MAINTENANCE FEE DATA COLLECTION	---	795 *
INLAND WATERWAY NAVIGATION CHARTS	4,500	4,500
INSPECTION OF COMPLETED FEDERAL FLOOD CONTROL PROJECTS	20,000	20,000
MONITORING OF COMPLETED NAVIGATION PROJECTS	3,900	10,500
NATIONAL COASTAL MAPPING PROGRAM	6,300	13,000
NATIONAL DAM SAFETY PROGRAM (PORTFOLIO RISK ASSESSMENT)	10,000	14,000
NATIONAL EMERGENCY PREPAREDNESS PROGRAM (NEPP)	5,500	5,500
NATIONAL (LEVEE) FLOOD INVENTORY	5,000	5,000
NATIONAL (MULTIPLE PROJECT) NATURAL RESOURCES MANAGEMENT ACTIVITIES	3,700	5,200
NATIONAL PORTFOLIO ASSESSMENT FOR REALLOCATIONS	500	500
OPTIMIZATION TOOLS FOR NAVIGATION	322	322
PERFORMANCE-BASED BUDGETING SUPPORT PROGRAM	2,000	2,000
RECREATION MANAGEMENT SUPPORT PROGRAM	1,550	1,550
REGIONAL SEDIMENT MANAGEMENT PROGRAM	3,500	3,500
REVIEW OF NON-FEDERAL ALTERATIONS OF CIVIL WORKS PROJECTS (SECTION 408)	8,500	8,500
STEWARDSHIP SUPPORT PROGRAM	900	900
SUSTAINABLE RIVERS PROGRAM (SRP)	400	400
VETERAN'S CURATION PROGRAM AND COLLECTIONS MANAGEMENT	6,500	6,500
WATERBORNE COMMERCE STATISTICS	4,670	4,670
WATER OPERATIONS TECHNICAL SUPPORT (WOTS)	500	8,000

CORPS OF ENGINEERS - OPERATION AND MAINTENANCE  
(AMOUNTS IN THOUSANDS)

	BUDGET REQUEST	CONFERENCE
SUBTOTAL, REMAINING ITEMS	133,357	893,149
TOTAL, OPERATION AND MAINTENANCE	2,076,738	3,739,500

*\*Includes funds requested in other accounts.*

*Updated Capability.*—The agreement adjusts some project-specific allocations downward from the budget request based on updated information regarding the amount of work that could be accomplished in fiscal year 2019.

*Additional Funding for Ongoing Work.*—When allocating the additional funding provided in this account, the Corps shall consider giving priority to the following:

1. ability to complete ongoing work maintaining authorized depths and widths of harbors and shipping channels, including where contaminated sediments are present;
2. ability to address critical maintenance backlog;
3. presence of the U.S. Coast Guard;
4. extent to which the work will enhance national, regional, or local economic development, including domestic manufacturing capacity;
5. extent to which the work will promote job growth or international competitiveness;
6. number of jobs created directly by the funded activity;
7. ability to obligate the funds allocated within the fiscal year;
8. ability to complete the project, separable element, project phase, or useful increment of work within the funds allocated;
9. addressing hazardous barriers to navigation due to shallow channels;
10. risk of imminent failure or closure of the facility; and
11. for harbor maintenance activities,
  - a. total tonnage handled;
  - b. total exports;
  - c. total imports;
  - d. dollar value of cargo handled;
  - e. energy infrastructure and national security needs served;
  - f. designation as strategic seaports;
  - g. lack of alternative means of freight movement; and
  - h. savings over alternative means of freight movement.

Additional funding provided for donor and energy transfer ports shall be allocated in accordance with 33 U.S.C. 2238c. The Corps is encouraged to include funding for this program in future budget submissions. The Corps is directed to execute fully subsection (c) of 33 U.S.C. 2238c not later than 90 days after enactment of this Act.

The Corps is reminded that debris removal activities pursuant to 33 U.S.C. 603a, including in urban waterways, and activities necessary to carry out soil moisture and snowpack monitoring are eligible to compete for additional funding in this account.

Concerns persist that the Administration's criteria for navigation maintenance do not allow small, remote, or subsistence harbors and waterways to properly compete for scarce navigation maintenance funds. The Corps is urged to revise the criteria used for determining which navigation projects are funded

in order to develop a reasonable and equitable allocation under this account. The criteria should include the economic impact that these projects provide to local and regional economies.

*Aquatic Nuisance Research Program.*—Within available funds, the Corps is encouraged to support research that will identify and develop improved strategies for early detection, prevention, and management techniques and procedures to reduce the occurrence and impacts of harmful algal blooms in our nation's water resources.

*Coastal Inlet Research Program.*—The conferees understand that communities, infrastructure, commerce, and resources that are tied to the coastal nearshore region are all vulnerable to damage from extreme coastal events and long-term coastal change. Funding in addition to the budget request is included for the Corps to establish and lead a multi-university effort to identify engineering frameworks to address coastal resilience needs, to develop adaptive pathways that lead to coastal resilience, measure the coastal forces that lead to infrastructure damage and erosion during extreme storm events, and to improve coupling of terrestrial and coastal models. Funding in addition to the budget request is also included for the Corps to continue work with the National Oceanic and Atmospheric Administration's National Water Center on protecting the nation's water resources.

*Facility Protection.*—The agreement provides funding for completion and deployment of tools to address hydrologic extremes.

*Monitoring of Completed Navigation Projects.*—Of the funding provided, \$4,000,000 shall be to support the structural health monitoring program to facilitate research to maximize operations, enhance efficiency, and protect asset life through catastrophic failure mitigation; \$2,000,000 shall be for research related to the impacts of reduced navigational lock operations as described in the Senate report; and \$600,000 shall be available for additional work on advanced non-destructive testing methods of inspection and the validation of technologies such as protective coatings. The Corps is directed to brief the Committees on Appropriations of both Houses of Congress not later than 90 days after the enactment of this Act on its planned activities in each area, future funding requirements of ongoing efforts, and the scope and effectiveness of programs at various annual funding levels. The Corps is encouraged to also consider the need for additional work on the evaluation of grouted trunnion rods.

*National Dam Safety Program.*—The Corps, in cooperation with the Federal Energy Regulatory Commission and the Bureau of Reclamation, shall contract with an independent peer review organization to conduct a comprehensive Independent External Peer Review (IEPR) of risk-informed dam safety practices in these three federal agencies with the intent to inform improvements broadly in national dam safety practices. The Corps is directed to contract with an independent peer review organization in accordance with its current review policy and the National Academy of Science IEPR process. The IEPR shall also consider how dam safety practices are affected by human factors, as well as how risk informed analysis in other industries may be applicable to dam safety practices.

*National (Multiple Project) Natural Resources Management Activities.*—Any costs to cover administrative fees or any other efforts necessary to resolve encroachments that were the result of past land surveying errors made by the Corps are eligible for funding provided above the budget request.

*Water Operations Technical Support.*—Funding in addition to the budget request is included for research into atmospheric rivers first funded in fiscal year 2015, of which \$5,000,000 is included to continue ongoing efforts, and an additional \$2,500,000 is provided to expand this research effort to other locations as appropriate. Prior to obligating these funds for this expanded effort, however, the Corps shall brief the Committees on Appropriations of both Houses of Congress on the details of an expanded effort, including activities to be undertaken, the total and annual cost estimate, expected transferability of tools developed of other results of the research, as well as the likelihood of additional investment being necessary. The Corps shall scope the expanded effort to fit within recent annual funding levels.

*Great Lakes Navigation System.*—The agreement includes funding for individual projects within this System that exceeds the funding level envisioned in section 210(d)(1)(B)(ii) of the Water Resources Development Act of 1986.

*Kennebec River Long-Term Maintenance Dredging.*—The agreement includes Senate direction.

*WIFIA Planning and Development.*—The agreement only includes direction in the Expenses account.

#### REGULATORY PROGRAM

The agreement includes \$200,000,000 for the Regulatory Program.

#### FORMERLY UTILIZED SITES REMEDIAL ACTION PROGRAM

The agreement includes \$150,000,000 for the Formerly Utilized Sites Remedial Action Program.

#### FLOOD CONTROL AND COASTAL EMERGENCIES

The agreement includes \$35,000,000 for Flood Control and Coastal Emergencies.

#### EXPENSES

The agreement includes \$193,000,000 for Expenses.

*Alternative financing.*—The agreement includes House direction and Senate direction under the heading “Public-Private Partnerships” in the Construction account. Additionally, funds above the budget request in this account are available, if needed, to implement House or Senate direction or to further efforts to develop a programmatic proposal on the WIFIA program for inclusion in a future budget submission.

*Inventory of Corps projects.*—The agreement includes Senate direction with the clarification that the inventory is of existing and ongoing studies and projects.

OFFICE OF THE ASSISTANT SECRETARY OF THE ARMY FOR CIVIL WORKS

The agreement includes \$5,000,000 for the Office of the Assistant Secretary of the Army for Civil Works. The agreement includes legislative language that restricts the availability of funding until the Secretary submits a work plan that allocates at least 95 percent of the additional funding provided in each account (i.e., 95 percent of additional funding provided in Investigations, 95 percent of additional funding provided in Construction, etc.). This restriction shall not affect the roles and responsibilities established in previous fiscal years of the Office of the Assistant Secretary of the Army for Civil Works, the Corps headquarters, the Corps field operating agencies, or any other executive branch agency.

GENERAL PROVISIONS—CORPS OF ENGINEERS—CIVIL  
(INCLUDING TRANSFER OF FUNDS)

The agreement includes a provision relating to reprogramming.

The agreement includes a provision regarding the allocation of funds.

The agreement includes a provision prohibiting the use of funds to carry out any contract that commits funds beyond the amounts appropriated for that program, project, or activity.

The agreement includes a provision concerning funding transfers related to fish hatcheries.

The agreement includes a provision regarding certain dredged material disposal activities.

The agreement includes a provision regarding acquisitions.

The agreement includes a provision regarding reallocations at a project.

The agreement includes a provision regarding section 404 of the Federal Water Pollution Control Act.

The agreement includes a provision prohibiting the obligation or expenditure of funds on a new hopper dredge.

The agreement includes a provision prohibiting funds for reorganization of the Civil Works program.

TITLE II—DEPARTMENT OF THE INTERIOR  
CENTRAL UTAH PROJECT  
CENTRAL UTAH PROJECT COMPLETION ACCOUNT

The agreement includes a total of \$15,000,000 for the Central Utah Project Completion Account, which includes \$12,703,325 for Central Utah Project construction, \$898,000 for transfer to the Utah Reclamation Mitigation and Conservation Account for use by the Utah Reclamation Mitigation and Conservation Commission, and \$1,398,675 for necessary expenses of the Secretary of the Interior.

BUREAU OF RECLAMATION

In lieu of all House and Senate report direction regarding additional funding and the fiscal year 2019 work plan, the agreement includes direction under the heading “Additional Funding for Water and Related Resources Work” in the Water and Related Resources account.

*Reconsultation.*—The agreement includes House language.



WATER AND RELATED RESOURCES  
(INCLUDING TRANSFERS OF FUNDS)

The conferees provide \$1,391,992,000 for Water and Related Resources.

The agreement for Water and Related Resources is shown in the following table:

~~[INSERT TABLE]~~

Insert 27a-27i

WATER AND RELATED RESOURCES  
(AMOUNTS IN THOUSANDS)

	BUDGET REQUEST			CONFERENCE		
	RESOURCES MANAGEMENT	FACILITIES OM&R	TOTAL	RESOURCES MANAGEMENT	FACILITIES OM&R	TOTAL
ARIZONA						
AK CHIN INDIAN WATER RIGHTS SETTLEMENT ACT PROJECT	---	16,200	16,200	---	16,200	16,200
COLORADO RIVER BASIN - CENTRAL ARIZONA PROJECT	6,272	648	6,920	6,272	648	6,920
COLORADO RIVER FRONT WORK AND LEVEE SYSTEM	2,303	---	2,303	2,303	---	2,303
SALT RIVER PROJECT	649	250	899	649	250	899
SAN CARLOS APACHE TRIBE WATER SETTLEMENT ACT PROJECT	1,550	---	1,550	1,550	---	1,550
YUMA AREA PROJECTS	1,183	22,626	23,809	1,183	22,626	23,809
CALIFORNIA						
CACHUMA PROJECT	778	790	1,568	778	790	1,568
CENTRAL VALLEY PROJECT:						
AMERICAN RIVER DIVISION, FOLSOM DAM UNIT/MORMON ISLAND	1,377	8,838	10,215	1,377	8,838	10,215
AUBURN-FOLSOM SOUTH UNIT	35	2,184	2,219	35	2,184	2,219
DELTA DIVISION	4,812	6,772	11,584	4,812	6,772	11,584
EAST SIDE DIVISION	1,290	2,772	4,062	1,290	2,772	4,062
FRIANT DIVISION	1,393	3,324	4,717	1,393	3,324	4,717
SAN JOAQUIN RIVER RESTORATION SETTLEMENT	35,000	---	35,000	35,000	---	35,000
MISCELLANEOUS PROJECT PROGRAMS	8,771	400	9,171	8,771	400	9,171
REPLACEMENTS, ADDITIONS, AND EXTRAORDINARY MAINT. PROGRAM	---	17,444	17,444	---	17,444	17,444
SACRAMENTO RIVER DIVISION	1,675	495	2,170	1,675	495	2,170
SAN FELIPE DIVISION	185	98	283	185	98	283
SHASTA DIVISION	474	9,460	9,934	474	9,460	9,934
TRINITY RIVER DIVISION	12,291	4,777	17,068	12,291	4,777	17,068
WATER AND POWER OPERATIONS	3,989	10,793	14,782	3,989	10,793	14,782
WEST SAN JOAQUIN DIVISION, SAN LUIS UNIT	3,219	5,681	8,900	3,219	5,681	8,900
ORLAND PROJECT	---	873	873	---	873	873

WATER AND RELATED RESOURCES  
(AMOUNTS IN THOUSANDS)

	BUDGET REQUEST			CONFERENCE		
	RESOURCES MANAGEMENT	FACILITIES OM&R	TOTAL	RESOURCES MANAGEMENT	FACILITIES OM&R	TOTAL
SALTON SEA RESEARCH PROJECT	300	---	300	300	---	300
SOLANO PROJECT	1,162	2,534	3,696	1,162	2,534	3,696
VENTURA RIVER PROJECT	400	36	436	400	36	436
COLORADO						
ANIMAS-LA PLATA PROJECT	612	2,185	2,797	612	2,185	2,797
ARMEL UNIT, P-SMBP	10	393	403	10	393	403
COLLBRAN PROJECT	185	2,416	2,601	185	2,416	2,601
COLORADO-BIG THOMPSON PROJECT	198	13,727	13,925	198	13,727	13,925
FRUITGROWERS DAM PROJECT	50	139	189	50	139	189
FRYINGPAN-ARKANSAS PROJECT	152	12,424	12,576	152	12,424	12,576
GRAND VALLEY UNIT, CRBSCP, TITLE II	506	2,326	2,832	506	2,326	2,832
LEADVILLE/ARKANSAS RIVER RECOVERY PROJECT	---	2,586	2,586	---	2,586	2,586
MANCOS PROJECT	78	420	498	78	420	498
NARROWS UNIT, P-SMBP	---	38	38	---	38	38
PARADOX VALLEY UNIT, CRBSCP, TITLE II	1,502	2,811	4,313	1,502	2,811	4,313
PINE RIVER PROJECT	79	388	467	79	388	467
SAN LUIS VALLEY PROJECT, CLOSED BASIN	118	2,832	2,950	118	2,832	2,950
SAN LOUIS VALLEY PROJECT, CONEJOS DIVISION	16	34	50	16	34	50
UNCOMPAHGRE PROJECT	767	174	941	767	174	941
UPPER COLORADO RIVER OPERATIONS PROGRAM	870	---	870	870	---	870
IDAHO						
BOISE AREA PROJECTS	3,014	2,571	5,585	3,014	2,571	5,585
COLUMBIA AND SNAKE RIVER SALMON RECOVERY PROJECT	19,000	---	19,000	19,000	---	19,000
LEWISTON ORCHARDS PROJECT	1,383	27	1,410	1,383	27	1,410

WATER AND RELATED RESOURCES  
(AMOUNTS IN THOUSANDS)

	BUDGET REQUEST			CONFERENCE		
	RESOURCES MANAGEMENT	FACILITIES OM&R	TOTAL	RESOURCES MANAGEMENT	FACILITIES OM&R	TOTAL
MINIDOKA AREA PROJECTS	2,188	3,475	5,663	2,188	3,475	5,663
PRESTON BENCH PROJECT	14	33	47	14	33	47
KANSAS						
ALMENA UNIT, P-SMBP	44	481	525	44	481	525
BOSTWICK UNIT, P-SMBP	331	935	1,266	331	935	1,266
CEDAR BLUFF UNIT, P-SMBP	39	535	574	39	535	574
GLEN ELDER UNIT, P-SMBP	71	3,402	3,473	71	3,402	3,473
KANSAS RIVER UNIT, P-SMBP	---	102	102	---	102	102
KIRWIN UNIT, P-SMBP	17	446	463	17	446	463
WEBSTER UNIT, P-SMBP	16	481	497	16	481	497
WICHITA PROJECT - CHENEY DIVISION	88	403	491	88	403	491
MONTANA						
CANYON FERRY UNIT, P-SMBP	238	5,009	5,247	238	5,009	5,247
EAST BENCH UNIT, P-SMBP	59	666	725	59	666	725
FORT PECK RESERVATION / DRY PRAIRIE RURAL WATER SYSTEM	4,731	---	4,731	4,731	---	4,731
HELENA VALLEY UNIT, P-SMBP	5	166	171	5	166	171
HUNGRY HORSE PROJECT	---	434	434	---	434	434
HUNTLEY PROJECT	7	46	53	7	46	53
LOWER MARIAS UNIT, P-SMBP	91	1,508	1,599	91	1,508	1,599
LOWER YELLOWSTONE PROJECT	716	30	746	716	30	746
MILK RIVER PROJECT	447	1,467	1,914	447	1,467	1,914
MISSOURI BASIN O&M, P-SMBP	1,047	117	1,164	1,047	117	1,164
ROCKY BOYS/NORTH CENTRAL MT RURAL WATER SYSTEM	3,984	---	3,984	3,984	---	3,984
SUN RIVER PROJECT	52	268	320	52	268	320
YELLOWTAIL UNIT, P-SMBP	22	8,939	8,961	22	8,939	8,961

WATER AND RELATED RESOURCES  
(AMOUNTS IN THOUSANDS)

	BUDGET REQUEST			CONFERENCE		
	RESOURCES MANAGEMENT	FACILITIES OM&R	TOTAL	RESOURCES MANAGEMENT	FACILITIES OM&R	TOTAL
NEBRASKA						
AINSWORTH UNIT, P-SMBP	69	131	200	69	131	200
FRENCHMAN-CAMBRIDGE UNIT, P-SMBP	372	1,964	2,336	372	1,964	2,336
MIRAGE FLATS PROJECT	13	98	111	13	98	111
NORTH LOUP UNIT, P-SMBP	93	140	233	93	140	233
NEVADA						
LAHONTAN BASIN PROJECT	4,992	4,859	9,851	4,992	4,859	9,851
LAKE TAHOE REGIONAL DEVELOPMENT PROGRAM	115	---	115	115	---	115
LAKE MEAD /LAS VEGAS WASH PROGRAM	700	---	700	700	---	700
NEW MEXICO						
CARLSBAD PROJECT	2,551	1,300	3,851	2,551	1,300	3,851
MIDDLE RIO GRANDE PROJECT	12,634	10,885	23,519	12,634	10,885	23,519
RIO GRANDE PROJECT	1,860	5,074	6,934	1,860	5,074	6,934
RIO GRANDE PUEBLOS PROJECT	1,000	---	1,000	1,000	---	1,000
TUCUMCARI PROJECT	15	16	31	15	16	31
NORTH DAKOTA						
DICKINSON UNIT, P-SMBP	---	449	449	---	449	449
GARRISON DIVERSION UNIT, P-SMBP	9,221	12,284	21,505	9,221	12,284	21,505
HEART BUTTE UNIT, P-SMBP	82	1,326	1,408	82	1,326	1,408

WATER AND RELATED RESOURCES  
(AMOUNTS IN THOUSANDS)

	BUDGET REQUEST			CONFERENCE		
	RESOURCES MANAGEMENT	FACILITIES OM&R	TOTAL	RESOURCES MANAGEMENT	FACILITIES OM&R	TOTAL
OKLAHOMA						
ARBUCKLE PROJECT	66	183	249	66	183	249
MCGEE CREEK PROJECT	124	835	959	124	835	959
MOUNTAIN PARK PROJECT	34	673	707	34	673	707
NORMAN PROJECT	72	310	382	72	310	382
WASHITA BASIN PROJECT	240	1,093	1,333	240	1,093	1,333
W.C. AUSTIN PROJECT	57	555	612	57	555	612
OREGON						
CROOKED RIVER PROJECT	268	457	725	268	457	725
DESCHUTES PROJECT	386	189	575	386	189	575
EASTERN OREGON PROJECTS	471	216	687	471	216	687
KLAMATH PROJECT	13,755	3,745	17,500	13,755	3,745	17,500
ROGUE RIVER BASIN PROJECT, TALENT DIVISION	1,774	615	2,389	1,774	615	2,389
TUALATIN PROJECT	177	216	393	177	216	393
UMATILLA PROJECT	572	2,549	3,121	572	2,549	3,121
SOUTH DAKOTA						
ANGOSTURA UNIT, P-SMBP	130	688	818	130	688	818
BELLE FOURCHE UNIT, P-SMBP	385	836	1,221	385	836	1,221
KEYHOLE UNIT, P-SMBP	198	720	918	198	720	918
LEWIS AND CLARK RURAL WATER SYSTEM	100	---	100	100	---	100
MID-DAKOTA RURAL WATER PROJECT	---	15	15	---	15	15
MNI WICONI PROJECT	---	13,475	13,475	---	13,475	13,475
OAHE UNIT, P-SMBP	37	73	110	37	73	110
RAPID VALLEY PROJECT	---	79	79	---	79	79

WATER AND RELATED RESOURCES  
(AMOUNTS IN THOUSANDS)

	BUDGET REQUEST			CONFERENCE		
	RESOURCES MANAGEMENT	FACILITIES OM&R	TOTAL	RESOURCES MANAGEMENT	FACILITIES OM&R	TOTAL
RAPID VALLEY UNIT, P-SMBP	---	208	208	---	208	208
SHADEHILL UNIT, P-SMBP	153	466	619	153	466	619
TEXAS						
BALMORHEA PROJECT	37	13	50	37	13	50
CANADIAN RIVER PROJECT	57	88	145	57	88	145
LOWER RIO GRANDE WATER CONSERVATION PROGRAM	50	---	50	50	---	50
NUECES RIVER PROJECT	107	869	976	107	869	976
SAN ANGELO PROJECT	37	594	631	37	594	631
UTAH						
HYRUM PROJECT	90	197	287	90	197	287
MOON LAKE PROJECT	19	105	124	19	105	124
NEWTON PROJECT	50	104	154	50	104	154
OGDEN RIVER PROJECT	286	224	510	286	224	510
PROVO RIVER PROJECT	1,191	512	1,703	1,191	512	1,703
SANPETE PROJECT	59	13	72	59	13	72
SCOFIELD PROJECT	253	99	352	253	99	352
STRAWBERRY VALLEY PROJECT	751	46	797	751	46	797
WEBER BASIN PROJECT	1,082	959	2,041	1,082	959	2,041
WEBER RIVER PROJECT	100	198	298	100	198	298
WASHINGTON						
COLUMBIA BASIN PROJECT	4,436	8,473	12,909	4,436	8,473	12,909
WASHINGTON AREA PROJECTS	329	138	467	329	138	467



WATER AND RELATED RESOURCES  
(AMOUNTS IN THOUSANDS)

	BUDGET REQUEST			CONFERENCE		
	RESOURCES MANAGEMENT	FACILITIES OM&R	TOTAL	RESOURCES MANAGEMENT	FACILITIES OM&R	TOTAL
YAKIMA PROJECT	744	6,083	6,827	744	6,083	6,827
YAKIMA RIVER BASIN WATER ENHANCEMENT PROJECT	13,200	---	13,200	13,200	---	13,200
WYOMING						
BOYSEN UNIT, P-SMBP	191	1,893	2,084	191	1,893	2,084
BUFFALO BILL DAM DAM MODIFICATION, P-SMBP	33	2,764	2,797	33	2,764	2,797
KENDRICK PROJECT	68	4,047	4,115	68	4,047	4,115
NORTH PLATTE PROJECT	78	1,209	1,287	78	1,209	1,287
NORTH PLATTE AREA, P-SMBP	72	5,437	5,509	72	5,437	5,509
OWL CREEK UNIT, P-SMBP	6	99	105	6	99	105
RIVERTON UNIT, P-SMBP	8	580	588	8	580	588
SHOSHONE PROJECT	34	761	795	34	761	795
SUBTOTAL, PROJECTS	207,939	293,656	501,595	207,939	293,656	501,595
REGIONAL PROGRAMS						
ADDITIONAL FUNDING FOR ONGOING WORK:						
RURAL WATER	---	---	---	98,740	---	98,740
FISH PASSAGE AND FISH SCREENS	---	---	---	---	---	---
WATER CONSERVATION AND DELIVERY	---	---	---	244,000	---	244,000
ENVIRONMENTAL RESTORATION OR COMPLIANCE	---	---	---	40,000	---	40,000
FISH PASSAGE AND FISH SCREENS	---	---	---	7,876	---	7,876
FACILITIES OPERATION, MAINTENANCE, AND REHABILITATION	---	---	---	---	4,000	4,000
COLORADO RIVER BASIN SALINITY CONTROL PROJECT, TITLE I	1,934	13,519	15,453	1,934	13,519	15,453
COLORADO RIVER BASIN SALINITY CONTROL PROJECT, TITLE II	6,000	---	6,000	6,000	---	6,000
COLORADO RIVER STORAGE PROJECT (CRSP), SECTION 5	3,513	6,397	9,910	3,513	6,397	9,910
COLORADO RIVER STORAGE PROJECT (CRSP), SECTION 8	3,347	---	3,347	3,347	---	3,347

WATER AND RELATED RESOURCES  
(AMOUNTS IN THOUSANDS)

	BUDGET REQUEST			CONFERENCE		
	RESOURCES MANAGEMENT	FACILITIES OM&R	TOTAL	RESOURCES MANAGEMENT	FACILITIES OM&R	TOTAL
COLORADO RIVER WATER QUALITY IMPROVEMENT PROJECT	940	---	940	940	---	940
DAM SAFETY PROGRAM:						
DEPARTMENT OF THE INTERIOR DAM SAFETY PROGRAM	---	1,300	1,300	---	1,300	1,300
INITIATE SAFETY OF DAMS CORRECTIVE ACTION	---	66,500	66,500	---	66,500	66,500
SAFETY EVALUATION OF EXISTING DAMS	---	20,284	20,284	---	20,284	20,284
EMERGENCY PLANNING & DISASTER RESPONSE PROGRAM	---	1,300	1,300	---	1,300	1,300
ENDANGERED SPECIES RECOVERY IMPLEMENTATION PROGRAM	19,152	---	19,152	19,152	---	19,152
ENVIRONMENTAL PROGRAM ADMINISTRATION	1,844	---	1,844	1,844	---	1,844
EXAMINATION OF EXISTING STRUCTURES	---	9,123	9,123	---	9,123	9,123
GENERAL PLANNING ACTIVITIES	2,000	---	2,000	2,000	---	2,000
INDIAN WATER RIGHTS SETTLEMENTS:						
AAMODT LITIGATION SETTLEMENT	8,301	---	8,301	8,301	---	8,301
BLACKFEET SETTLEMENT	10,000	---	10,000	10,000	---	10,000
CROW TRIBE RIGHTS	12,772	---	12,772	12,772	---	12,772
NAVAJO GALLUP	68,932	671	69,603	68,932	671	69,603
LAND RESOURCES MANAGEMENT PROGRAM	10,684	---	10,684	10,684	---	10,684
LOWER COLORADO RIVER OPERATIONS PROGRAM	31,176	---	31,176	31,176	---	31,176
MISCELLANEOUS FLOOD CONTROL OPERATIONS	---	980	980	---	980	980
NATIVE AMERICAN AFFAIRS PROGRAM	10,571	---	10,571	11,685	---	11,685
NEGOTIATION & ADMINISTRATION OF WATER MARKETING	2,462	---	2,462	2,462	---	2,462
OPERATION & PROGRAM MANAGEMENT	1,204	2,437	3,641	1,204	2,437	3,641
POWER PROGRAM SERVICES	2,193	307	2,500	2,193	307	2,500
PUBLIC ACCESS AND SAFETY PROGRAM	600	206	806	600	206	806
RECLAMATION LAW ADMINISTRATION	2,148	---	2,148	2,148	---	2,148
RECREATION & FISH & WILDLIFE PROGRAM ADMINISTRATION	6,497	---	6,497	6,497	---	6,497
RESEARCH AND DEVELOPMENT:						
DESALINATION AND WATER PURIFICATION PROGRAM	1,753	1,150	2,903	18,653	1,150	19,803
SCIENCE AND TECHNOLOGY PROGRAM	11,014	---	11,014	11,014	---	11,014
SITE SECURITY ACTIVITIES	---	26,220	26,220	---	26,220	26,220

WATER AND RELATED RESOURCES  
(AMOUNTS IN THOUSANDS)

	BUDGET REQUEST			CONFERENCE		
	RESOURCES MANAGEMENT	FACILITIES OM&R	TOTAL	RESOURCES MANAGEMENT	FACILITIES OM&R	TOTAL
UNITED STATES/MEXICO BORDER ISSUES - TECHNICAL SUPPORT	90	---	90	90	---	90
WATERSMART PROGRAM:						
WATERSMART GRANTS	10,000	---	10,000	34,000	---	34,000
WATER CONSERVATION FIELD SERVICES PROGRAM	1,750	---	1,750	4,179	---	4,179
COOPERATIVE WATERSHED MANAGEMENT	250	---	250	2,250	---	2,250
BASIN STUDIES	2,000	---	2,000	5,200	---	5,200
DROUGHT RESPONSE & COMPREHENSIVE DROUGHT PLANS	2,901	---	2,901	4,000	---	4,000
TITLE XVI WATER RECLAMATION & REUSE PROGRAM	3,000	---	3,000	58,617	---	58,617
SUBTOTAL, REGIONAL PROGRAMS	239,028	150,394	389,422	736,003	154,394	890,397
TOTAL, WATER AND RELATED RESOURCES	446,967	444,050	891,017	943,942	448,050	1,391,992

*Additional Funding for Water and Related Resources Work.*—The agreement includes funds in addition to the budget request for Water and Related Resources studies, projects, and activities. Priority in allocating these funds should be given to advance and complete ongoing work, including preconstruction activities and where environmental compliance has been completed; improve water supply reliability; improve water deliveries; enhance national, regional, or local economic development; promote job growth; advance tribal and nontribal water settlement studies and activities; or address critical backlog maintenance and rehabilitation activities. Of the additional funding provided under the heading “Water Conservation and Delivery”, \$134,000,000 shall be for water storage projects as authorized in section 4007 of Public Law 114–322. Of the additional funding provided under the heading “Water Conservation and Delivery”, \$15,000,000 shall be for water conservation activities in areas experiencing extreme, exceptional, or extended drought conditions. Of the additional funding provided under the heading “Environmental Restoration or Compliance”, not less than \$30,000,000 shall be for activities authorized under sections 4001 and 4010 of Public Law 114–322 or as set forth in federal-state plans for restoring threatened and endangered fish species affected by the operation of the Bureau of Reclamation’s water projects. Funding associated with each category may be allocated to any eligible study or project, as appropriate, within that category; funding associated with each subcategory may be allocated only to eligible studies or projects, as appropriate, within that subcategory.

Not later than 45 days after the enactment of this Act, Reclamation shall provide to the Committees on Appropriations of both Houses of Congress a report delineating how these funds are to be distributed, in which phase the work is to be accomplished, and an explanation of the criteria and rankings used to justify each allocation.

Reclamation is reminded that the following activities are eligible to compete for funding under the appropriate heading: activities authorized under Indian Water Rights Settlements; all authorized rural water projects, including those with tribal components, those with non-tribal components, and those with both; aquifer recharging efforts to address the ongoing backlog of related projects; conjunctive use projects and other projects to maximize groundwater storage and beneficial use; and activities authorized under section 206 of Public Law 113–235.

*Research and Development: Desalination and Water Purification Program.*—Of the funding provided for this program, \$12,000,000 shall be for desalination projects as authorized in section 4009(a) of Public Law 114–322.

*WaterSMART Program: Title XVI Water Reclamation & Reuse Program.*—Of the funding provided for this program, \$20,000,000 shall be for water recycling and reuse projects as authorized in section 4009(c) of Public Law 114–322.

*Aquifer Recharge.*—Many states have implemented new methods of recharging aquifers for increased water storage and drought mitigation. Reclamation is directed to work closely with project beneficiaries to identify and resolve any barriers to aquifer recharge projects when appropriate.

*CALFED Water Storage Feasibility Studies.*—The agreement includes Senate language.

*Rural Water.*—Voluntary funding in excess of legally required cost shares for rural water projects is acceptable, but shall not be used by Reclamation as a criterion for allocating additional funding provided in this agreement or for budgeting in future years.

*Buried Metallic Water Pipe.*—Reclamation shall continue following its temporary design guidance.

#### CENTRAL VALLEY PROJECT RESTORATION FUND

The agreement provides \$62,008,000 for the Central Valley Project Restoration Fund.

The agreement includes House direction regarding the Anadromous Fish Screen Program.

#### CALIFORNIA BAY-DELTA RESTORATION (INCLUDING TRANSFERS OF FUNDS)

The agreement provides \$35,000,000 for the California Bay-Delta Restoration Program.

#### POLICY AND ADMINISTRATION

The agreement provides \$61,000,000 for Policy and Administration.

The conferees recommend that Reclamation work with all Reclamation states to ensure that counties and municipalities are aware of relevant programs and funding opportunities.

*Reclamation Project Reimbursability Decisions.*—In September 2017, the Department of the Interior’s Office of Inspector General released a report calling into question the transparency of Reclamation’s financial participation in the State of California’s Bay-Delta Conservation Plan (BDCP). Although Reclamation disputed several findings and recommendations in the report, Reclamation has taken steps to update its current practices and internal guidelines to better align with report recommendations. Reclamation is directed to provide to the Committees on Appropriations of both Houses of Congress 1) not later than 10 days after the enactment of this Act or after finalizing these updates, written copies of the relevant documents; and 2) not later than December 1, 2018, a list of instances of redirecting appropriated funds from the intended purpose outlined in the previous year’s budget request.

The conferees have heard concerns of administrative delays and excessive review times in the award and implementation of financial assistance agreement funding. Reclamation is urged to address factors related to these issues, including lags in completing contracts, in a timely and efficient manner.

#### ADMINISTRATIVE PROVISION

The agreement includes a provision limiting the Bureau of Reclamation to purchase not more than five passenger vehicles for replacement only.

GENERAL PROVISIONS—DEPARTMENT OF THE INTERIOR

The agreement includes a provision outlining the circumstances under which the Bureau of Reclamation may reprogram funds.

The agreement includes a provision regarding the San Luis Unit and Kesterson Reservoir in California.

The agreement includes a provision regarding aquifer recharge at a project.

The agreement includes a provision regarding a feasibility study.

The agreement includes a provision regarding a pilot program in the Colorado River Basin and authorization of appropriations under the Secure Water Act.

The agreement includes a provision regarding a rural water project.

## TITLE III—DEPARTMENT OF ENERGY

The conferees provide \$35,685,317,000 for the Department of Energy to fund programs in its primary mission areas of science, energy, environment, and national security.

Not later than 120 days after the enactment of this Act, the Secretary of Energy, in consultation with the Secretary of Defense, shall submit to the congressional energy and defense committees a report evaluating military installations at which it would be cost-effective to establish partnerships with community colleges, institutions of higher education, and the private sector to train veterans and members of the armed forces transitioning to civilian life to enter the cybersecurity, energy, and artificial intelligence workforces.

*Research and Development Policy.*—The Department is directed throughout all of its programs to maintain a diverse portfolio of early-, mid-, and late-stage research, development, and market transformation activities. The Department is further directed to fully execute the funds appropriated in a timely manner and to keep the Committees on Appropriations of both Houses of Congress apprised of progress in implementing funded programs, projects, and activities.

### REPROGRAMMING REQUIREMENTS

The agreement carries the Department's reprogramming authority in statute to ensure that the Department carries out its programs consistent with congressional direction. The Department shall, when possible, submit consolidated, cumulative notifications to the Committees on Appropriations of both Houses of Congress.

*Definition.*—A reprogramming includes the reallocation of funds from one program, project, or activity to another within an appropriation. For construction projects, a reprogramming constitutes the reallocation of funds from one construction project to another project or a change of \$2,000,000 or 10 percent, whichever is less, in the scope of an approved project.

### ENERGY PROGRAMS

#### ENERGY EFFICIENCY AND RENEWABLE ENERGY

The conferees provide \$2,379,000,000 for Energy Efficiency and Renewable Energy (EERE).

The Department is directed to maintain a diverse portfolio of early-, mid-, and late-stage research, development, and market transformation activities. The Department is further directed to fully execute the funds appropriated in a timely manner and to keep the Committees on Appropriations of both Houses of Congress apprised of progress in implementing funded programs, projects, and activities. Priority shall be given to stewarding the assets and optimizing the operations of EERE designated user facilities across the Department's complex. In future budget submissions, the Department is directed to demonstrate a

commitment to operations and maintenance of facilities that support the Department's critical missions within EERE.

The Department is directed to provide to the Committees on Appropriations of both Houses of Congress not later than 180 days after the enactment of this Act a report on research and development activities that support the utilization and advancement of high-efficiency linear generator power plant technologies and how these technologies can be incorporated into other EERE programs.

Within available funds for EERE, the conferees include not less than \$20,000,000 to bring cybersecurity into early-stage technology R&D so that it is built into new technology for this effort to encompass all EERE programs. Within 180 days of enactment of this Act, the Department shall submit to the Committees on Appropriations of both Houses of Congress a multi-year program plan for this effort to encompass all EERE programs.

#### SUSTAINABLE TRANSPORTATION

*Vehicle Technologies.*—Within available funds, the conferees include \$7,000,000 for operations and maintenance of the National Transportation Research Center; not less than \$163,200,000 for Battery and Electrification Technologies; not less than \$38,100,000 for electric drive research and development, of which \$7,000,000 is to enable extreme fast charging and advanced battery analytics; not less than \$30,000,000 for Materials Technology; not less than \$12,500,000 for the Co-Optimization of Engine and Fuels Multi-Laboratory Consortium; \$25,000,000 for early-stage research on multi-material joining and propulsion materials at the national laboratories, and carbon fiber-reinforced composites at the Carbon Fiber Technology Facility; and \$10,000,000 for continued funding of Section 131 of the 2007 Energy Independence and Security Act for transportation electrification. The agreement provides \$20,000,000 for the five awards under the SuperTruck II program to further improve the efficiency of heavy-duty class 8 long- and regional-haul vehicles. The Department is directed to continue to support the Clean Cities program, including competitive grants to support alternative fuel, infrastructure, and vehicle deployment activities. The agreement provides \$46,300,000 for Outreach, Deployment, and Analysis. Within this amount, \$37,800,000 is provided for Deployment through the Clean Cities Program and \$2,500,000 is for a new 4-year collegiate engineering competition, EcoCAR4. Within available funds, the agreement provides \$15,000,000 for medium- and heavy-duty on-road natural gas engine research and development to address technical barriers to the increased use of natural gas vehicles.

*Bioenergy Technologies.*—Within available funds, the conferees include \$30,000,000 for feedstock supply and logistics, of which \$14,000,000 is for the national lab consortium and \$5,000,000 is for upgrades at the Biomass Feedstock National User Facility to extend its capabilities and maximize benefits; \$32,000,000 for algal biofuels, of which \$2,000,000 is for further research and development activities to support carbon capture from the atmosphere (ambient air) using algae-to-energy technologies; \$57,500,000 for Demonstration and Market Transformation, of which not less than \$12,500,000 is for the Co-Optimization of Engine and Fuels Multi-Laboratory Consortium; and \$95,000,000 for Conversion



Technologies. Within available funds, \$5,000,000 is to continue the biopower program, \$5,000,000 is to improve the efficiency of community and smaller digesters that accept both farm and food wastes, and \$5,000,000 is to support development and testing of new domestic manufactured low-emission, high-efficiency, residential wood heaters. Within available funds, the agreement includes not less than \$10,000,000 to establish a multi-university partnership to conduct research and enhance educational programs that improve alternative energy production derived from urban and suburban wastes. The Department is directed to collaborate with institutions in Canada and Mexico to leverage capacity and capitalize on North American resources.

*Hydrogen and Fuel Cell Technologies.*—Within available funds, the agreement provides \$21,000,000 for Technology Acceleration activities, including \$3,000,000 for manufacturing research and development and \$7,000,000 for industry-led efforts to demonstrate a hydrogen-focused integrated renewable energy production, storage, and transportation fuel distribution/retailing system. Within available funds, the agreement provides \$4,000,000 for the EERE share of the integrated energy systems work with the Office of Nuclear Energy and \$7,000,000 to enable integrated energy systems using high and low temperature electrolyzers with the intent of advancing the H2@Scale concept. The conferees include \$39,000,000 for Hydrogen Fuel Research and Development and \$7,000,000 for Safety, Codes, and Standards.

#### RENEWABLE ENERGY

*Solar Energy.*—Within available funds, the agreement provides \$72,000,000 for Photovoltaic Research and Development; \$45,000,000 for Systems Integration; \$35,000,000 for Balance of Systems Soft Cost Reduction, of which \$1,000,000 is for the Solar Ready Vets program and \$5,000,000 is to reinvigorate the National Community Solar Partnership program; and \$30,000,000 for Innovations in Manufacturing Competitiveness. Within available funds, \$4,050,000 is provided for the five photovoltaic Regional Test Centers (RTCs). Further, not later than 90 days after the enactment of this Act, the Department shall submit to the Committees on Appropriations of both Houses of Congress a plan for transitioning the RTCs to a self-sustaining business model as originally envisioned. Within available funds for concentrating solar power research, development, and demonstration, \$5,000,000 is provided for competitively selected projects focused on advanced thermal desalination techniques. Within available funds, the conferees include \$10,000,000 for research and development to support inherently scalable production methods such as solution processing, roll-to-roll manufacturing, the science of inherent material stability, and ultrahigh efficiency through tandem manufacturing.

*Wind Energy.*—Within available funds, the agreement provides \$10,000,000 for distributed wind and not less than \$10,000,000 for existing national-level offshore wind test facilities. The agreement provides not less than \$30,000,000 for the National Wind Technology Center, which shall include the development of a large-scale research platform to support next-generation wind energy science and manufacturing and systems integration of multiple energy generation, consumption, and storage

technologies with the grid. The Department is directed to support the advancement of innovative technologies for offshore wind development, including freshwater, deep water, shallow water, and transitional depth installations. Further, the Department is directed to support innovative offshore wind demonstration projects, including efforts to optimize development, design, construction methods, testing plans, and economic value proposition. The agreement provides \$10,000,000 for a competitively awarded solicitation for additional project development for offshore wind demonstration projects. The Department is also directed to support the deployment and testing of scale floating wind turbines designed to reduce energy costs. Within available funds, the agreement provides not less than \$30,000,000 for the Department to prioritize early-stage research on materials and manufacturing methods and advanced components that will enable accessing high-quality wind resources, on development that will enable these technologies to compete in the marketplace without the need for subsidies, and on activities that will accelerate fundamental offshore-specific research and development, such as those that target technology and deployment challenges unique to U.S. waters.

*Water Power.*—Within available funds, the agreement provides \$70,000,000 for marine and hydrokinetic technology research, development, and deployment activities, including research into mitigation of marine ecosystem impacts of these technologies. The Department is directed to continue development of the open-water wave energy test facility with previously provided funds. Within available funds, the agreement provides \$30,000,000 for a balanced portfolio of competitive solicitations to support industry- and university-led research, development, and deployment of marine and hydrokinetic technologies; and support wave, ocean current, tidal and in-river energy conversion components and systems across the high- and low-technology readiness spectrum to increase energy capture, reliability, survivability, and integration into local or regional grids for lower costs and to assess and monitor environmental effects. Within this amount, the agreement provides not less than \$8,000,000 to support collaborations between universities, Marine Renewable Energy Centers, and the national laboratories and not less than \$5,000,000 to prioritize infrastructure needs at the marine and hydrokinetic technology testing sites operated by the Marine Renewable Energy Centers. In addition, the Department is directed to continue its coordination with the U.S. Navy on marine energy technology development for national security applications at the Wave Energy Test Site and other locations.

Within available funds, \$35,000,000 is provided for conventional hydropower and pumped storage activities, including \$6,600,000 for the purposes of section 242 of the Energy Policy Act of 2005. The agreement provides \$5,000,000 for a competitive funding opportunity for industry-led research, development, and deployment of cross-cutting energy converter technologies for run-of-river and tailrace applications to better utilize underdeveloped low-head and other hydropower resources.

*Geothermal Technologies.*—Within available funds, the agreement provides \$6,000,000 for Systems Analysis. The Department is directed to continue its efforts to identify prospective geothermal resources in areas with no obvious surface expressions.

## ENERGY EFFICIENCY

*Advanced Manufacturing.*—The agreement provides not less than \$4,205,000 for improvements in the steel industry; \$20,000,000 for process-informed science, design, and engineering of materials and devices operating in harsh environments; \$5,000,000 for research into the materials and manufacturing process development of high-strength, light-weight nano-crystalline metal alloys; and \$5,000,000 for process-informed catalyst science to direct chemical reactions in full-scale industrial manufacturing processes and to develop new industrial product applications. Within available funds, \$132,000,000 is for Advanced Manufacturing Research and Development Facilities, of which \$42,000,000 is for three Clean Energy Manufacturing Innovation (CEMI) Institutes, \$25,000,000 is for the Manufacturing Demonstration Facility (MDF) and Carbon Fiber Technology Facility, \$20,000,000 is for the Energy-Water Desalination Hub, and \$25,000,000 is for the Critical Materials Hub. Within funds for the MDF, \$5,000,000 is for the development of additive systems and automation technologies that have the potential to deposit multiple materials allowing for hybrid material solutions that enhance performance in extreme environments and enable precise property profiles. The Department is directed to further foster the partnership between the national laboratories, universities, and industry to use bio-based thermoplastics composites, such as micro- and nano-cellulosic materials, and large-area 3-D printing to overcome challenges to the cost and deployment of building, transportation, and energy technologies.

Within available funds, the agreement includes \$20,000,000 to support the development of additive manufacturing involving nanocellulosic feedstock materials made from forest products to overcome challenges to the cost and deployment of building, transportation, and energy technologies. The agreement also includes \$20,000,000 for a competitive solicitation to accelerate development of manufacturing processes needed for clean energy materials to go from discovery to scale-up with the goal of lowering battery energy storage costs and spurring job creation. The conferees include \$10,000,000 for district heating and directs the Department to collaborate with industry on the potential energy efficiency and energy security gains to be realized with district energy systems. The conferees also include \$10,000,000 to support research and development efforts to improve the efficiency of drying processes.

*Building Technologies.*—The agreement provides \$28,000,000 for Residential Buildings Integration, \$39,000,000 for Commercial Buildings Integration, \$95,000,000 for Emerging Technologies, and \$50,000,000 for Equipment and Buildings Standards. Within available funds, \$7,000,000 is for the Building Energy Codes program to provide assistance to States and to organizations that develop model codes and standards to improve building resilience as well as efficiency.

Within funds for Emerging Technologies, not less than \$18,000,000 is for HVAC & Refrigeration R&D; \$14,000,000 is for Building Envelope; and \$30,000,000 is for building-grid integration R&D consistent with a transactive energy system, including development of advanced transactive control methodologies, field validation and testing in existing buildings, continuation of the Building-to-Grid Integration Demonstration, and coordination with Electricity Delivery transactive energy system activities.

Within available funds for transactive controls, \$5,000,000 is to continue promoting regional demonstrations of new, utility-led, residential Connected Communities advancing smart grid systems. The agreement also provides \$20,000,000, within available funds, for research, development, and market transformation programs on energy efficiency efforts related to the direct use of natural gas in residential applications, including gas heat pump heating and water heating, on-site combined heat and power, and natural gas appliance venting. In addition, the conferees include \$5,000,000 for novel earlier-stage research, development, and demonstration of technologies to advance energy efficient, high-rise Cross-Laminated Timber building systems. The Department is directed to support university research, in partnership with the national laboratories, for developing, building, and evaluating Cross-Laminated Timber wall systems for embodied energy content, operating energy efficiency, wall moisture profiles, structural connector durability, and health monitoring sensors. The agreement provides \$2,500,000 for the Solar Decathlon.

*Weatherization and Intergovernmental Programs.*—The Department is directed to make \$500,000 available to current Weatherization Assistance Program grant recipients via the Weatherization Innovation Pilot Program to develop and implement strategies to treat harmful substances, including vermiculite. The Department is directed to provide a briefing to the Committees on Appropriations of both Houses of Congress on the kinds of information that is collected from grantees and the potential for collecting additional information that discusses the kinds of structural deficiencies that make homes ineligible for the program. The Department is also directed to begin tracking the occurrence of window replacements, which supports the reduction of lead-based paint hazards in homes.

*Strategic Programs.*—Within available funds, \$2,500,000 is for the Energy Transition Initiative to support ongoing initiatives to address high energy costs, reliability, and inadequate infrastructure challenges faced by island and remote communities. The Department is directed to support initiatives for building cost-effective, resilient energy infrastructure on island and remote communities, including in Alaska, the Caribbean, Hawaii, New England, and elsewhere.

#### CYBERSECURITY, ENERGY SECURITY, AND EMERGENCY RESPONSE

The conferees provide \$120,000,000 for Cybersecurity, Energy Security, and Emergency Response.

Within available funds, \$10,000,000 is for research and development on concepts to simplify and isolate automated systems and remove vulnerabilities that could allow unauthorized access to the grid through digital software systems and \$10,000,000 is for the DarkNet project to explore opportunities for getting the nation's critical infrastructure off the Internet and shielding the nation's electricity infrastructure from disruptive cyber penetration.

## ELECTRICITY DELIVERY

The conferees provide \$156,000,000 for Electricity Delivery.

Within Resilient Distribution Systems, the agreement provides \$7,000,000 for university-based research and development of sensing, intelligent machines in the Internet of Things and their integration in the utility grid and \$5,000,000 to develop high fidelity sensors and use data analytics to improve operations in steady-state and under extreme conditions, and to continue early-stage research to develop low-cost, printable sensors that can predict the health of critical equipment in the electric delivery system.

Within Energy Storage, the Department is directed to continue to support development of an operational energy storage test facility capable of performance-driven data in a utility environment. The Department's storage research, development, and deployment efforts shall support nationwide efforts to improve grid resiliency, reliability, and security, empower consumers, and increase integration of a broad range of generation sources.

Within Transformer Resilience and Advanced Components, the Department is directed to continue to support research and development for advanced components and grid materials for low-cost, power flow control devices, including both solid state and hybrid concepts that use power electronics to control electromagnetic devices and enable improved controllability, flexibility, and resiliency.

The Department is directed to provide to the Committees on Appropriations of both Houses of Congress not later than 90 days after the enactment of this Act a report describing the activities and costs necessary to achieve a North American grid model. Within available funds, the Department may build upon existing tools and modeling work done at the Department to explore a shared modeling platform across the national laboratories. The Department is directed to provide to the Committees on Appropriations of both Houses of Congress not later than 180 days after the enactment of this Act a report on the potential of dynamic line rating systems to address transmission congestion management and improve grid reliability and resiliency.

## NUCLEAR ENERGY

The conferees provide \$1,326,090,000 for Nuclear Energy.

*Nuclear Energy Enabling Technologies.*—Within available funds for Crosscutting Technology Development, \$10,000,000 is for work on advanced sensors and instrumentation and \$10,000,000 is for hybrid energy systems. The agreement provides \$44,000,000 for the Nuclear Science User Facilities, of which \$8,000,000 is for nuclear energy computation system and support; \$31,000,000 for Nuclear Energy Advanced Modeling and Simulation, of which \$3,000,000 is for MW-scale reactor modeling and simulation; and \$27,585,000 for the Energy Innovation Hub for Modeling and Simulation.

*Reactor Concepts Research and Development.*—Within available funds, \$100,000,000 is for Advanced Small Modular Reactor Research and Development to support technical, first-of-its-kind

engineering and design and regulatory development of next generation light water and non-light water small modular reactors, including \$10,000,000 for seismic analysis; \$111,500,000 is for Advanced Reactor Technologies, of which \$34,000,000 is for fuel and graphite qualification; \$22,000,000 is to complete the federal share of the two performance-based advanced reactor concepts; and \$20,000,000 is for MW-scale reactor research and development. Within available funds, the agreement provides \$30,000,000 for the Transformational Challenge Reactor to apply existing program capabilities to shape a new approach to reactor design, manufacturing, licensing, and operation. Not later than 90 days after the enactment of this Act, the Department shall provide to the Committees on Appropriations of both Houses of Congress a report that describes the cost and schedule profile for achieving demonstration, key technical challenges, and planned coordination with industry and the national laboratories. The agreement provides \$65,000,000 for research and development to support efforts to develop a versatile fast test reactor. The conferees include \$47,000,000 for the Light Water Reactor Sustainability program. Funding above the budget request is provided for this activity as a priority.

*Fuel Cycle Research and Development.*—The agreement provides \$125,000,000 for the Advanced Fuels program and \$38,000,000 for Material Recovery and Waste Form Development, of which \$7,000,000 is for joint fuel cycle studies and up to \$20,000,000 is for highly enriched uranium recovery preparation and testing to support needs for high assay low enriched uranium. The Department is directed to provide to the Committees on Appropriations of both Houses of Congress not later than 180 days after the enactment of this Act a report describing a plan and cost profile for developing high assay low enriched uranium.

The agreement provides \$63,915,000 for Used Nuclear Fuel Disposition R&D. In lieu of Senate report direction, the agreement includes \$22,500,000 for Integrated Waste Management System activities and no further direction.

*Radiological Facilities Management.*—The agreement includes \$20,000,000 for continued safe operation and maintenance of Oak Ridge National Laboratory hot cells.

*Idaho Facilities Management.*—The agreement provides \$288,000,000 for INL Operations and Infrastructure to support the MFC and ATR Five Year Plan to increase reliability and sustainability.

*Idaho Sitewide Safeguards and Security.*—Within available funds, the agreement includes \$10,000,000 to construct a protective forces building at the ATR complex that will meet the needs for expanded protective force and security operations under the Department's new Design Basis Threat but that will not exceed a total project cost of \$10,000,000.

#### FOSSIL ENERGY RESEARCH AND DEVELOPMENT

The conferees provide \$740,000,000 for Fossil Energy Research and Development.

The agreement does not support the closure of any National Energy Technology Laboratory (NETL) sites and provides no funds to plan, develop, implement, or pursue the consolidation or closure of

any of the NETL sites. The agreement includes funding for the Department's National Carbon Capture Center consistent with the cooperative agreement and fiscal year 2018.

*Coal Carbon Capture and Storage (CCS) and Power Systems.*—The Department is directed to use funds from Coal CCS and Power Systems for both coal and natural gas research and development as it determines to be merited, as long as such research does not occur at the expense of coal research and development. The agreement includes \$25,000,000 to continue to support the solicitation for two large-scale pilots that focus on transformational coal technologies that represent a new way to convert energy to enable a step change in performance, efficiency, and the cost of electricity compared to today's technologies. Such technologies include thermodynamic improvements in energy conversion and heat transfer, such as pressurized oxygen combustion and chemical looping, and improvements in carbon capture systems technology. In making the awards for large-scale pilots, the Department should prioritize entities that have previously received funding for these technologies at the lab and bench scale. The agreement provides \$2,000,000 for Hybrid Carbon Conversion activities. Within available funds, the agreement provides not less than \$30,000,000 for a new solicitation for Front-End Engineering and Design (FEED) studies of two commercial-scale carbon capture power projects for retrofit at an existing coal plant and for a coal or natural gas plant that generates carbon dioxide suitable for utilization or storage. A FEED study shall incorporate work from feasibility studies and testing to provide specific project definition, detailed design, scopes of work, material purchasing and construction schedules, cost for project execution, and subsurface, structural, and environmental permitting requirements.

The Department is directed to continue to carry out external activities for advanced coal processing research and development, including advancing early-stage research for converting coal pitch and coal to carbon fiber and other value-added products for alternative uses of coal.

Within Carbon Storage, the agreement provides \$12,000,000 for Carbon Use and Reuse to continue research and development activities to support valuable and innovative uses for carbon and \$55,000,000 for Storage Infrastructure. The Department is directed to fulfill prior commitments to the Regional Carbon Sequestration Partnerships (RCSPs). In lieu of Senate report direction, the agreement provides not less than \$20,000,000 for a competitive solicitation to fulfill the goals of the RCSPs and not less than \$30,000,000 to continue the four-phase CarbonSAFE initiative. The Department is directed to work collaboratively with the RCSPs and other stakeholders to develop a storage roadmap through 2025 to identify the knowledge gaps and technology and policy developments that are needed to close those gaps.

Within Advanced Energy Systems, the agreement provides \$30,000,000 for Solid Oxide Fuel Cells. Within available funds for Advanced Energy Systems, the agreement provides \$37,000,000 for transformative power generation to improve the efficiency, reliability, and flexible operations of both new and existing plants. The Department is directed to focus on advanced coal technologies that are applicable to retrofit technologies and modular coal technologies that are capable of distributed generation, represent maximum efficiency improvements over the current average fleet, incorporate advanced emissions control systems, and are economically competitive.

Within Cross Cutting Research, the agreement provides \$20,000,000 for the Advanced Ultrasupercritical Program.

Within NETL Coal Research and Development, the agreement provides \$18,000,000 for the Department to continue its external agency activities to develop and test advanced separation technologies and accelerate the advancement of commercially viable technologies for the recovery of rare earth elements and minerals from U.S. coal and coal byproduct sources. The Department is expected to support pilot-scale and experimental activities for near-term applications.

Within Supercritical Transformational Electric Power (STEP) Generation, the agreement provides \$16,700,000 to complete the necessary design and construction of the 10-MW pilot facility, and conduct the necessary testing, including long-duration testing for the facility. The agreement also includes an additional \$5,730,000 for competitively-awarded research and development activities, coordinated with EERE and NE, to advance the use of supercritical power cycles.

*Natural Gas Technologies.*—The agreement provides \$5,200,000 to continue the Risk Based Data Management System (RBDMS) to support a cloud-based application and necessary cybersecurity initiatives. Funding shall support the continued integration of FracFocus and RBDMS for improved public access to State oil and gas related data, as well as for State regulatory agencies to support electronic permitting for operators, eForms for improved processing time for new permits, operator training from the improved FracFocus 3.2 after enhancements are implemented, and miscellaneous reports such as “Produced Water Report: Current and Future Beneficial Uses Report”.

The agreement provides \$20,000,000 for Methane Hydrate Activities, \$10,000,000 for Environmentally Prudent Development, \$10,000,000 for Emissions Mitigation from Midstream Infrastructure, and \$5,000,000 for Emissions Quantification from Natural Gas Infrastructure.

Within available funds, the Department shall deliver to the Committees on Appropriations of both Houses of Congress a study on the potential for natural gas demand response across energy sectors and geographic regions no later than 18 months after the date of enactment of this Act. This study shall include a description and quantification of potential natural gas and energy savings and load shifting; the costs and benefits associated with those savings, including avoided energy costs, reduced market price volatility, improved electric and gas system reliability, deferred or avoided pipeline or utility capital investment, and air emissions reductions; an identification of geographic areas that would benefit most from implementing demand response measures for natural gas infrastructure; and a description of existing and emerging technologies that can be used for demand response in the natural gas sector, as well as best practices for developing a strategy for deployment of those technologies in the natural gas sector.

*Unconventional Technologies.*—Within available funds, the agreement provides \$13,500,000 for research to better understand reservoirs and to improve low recovery factors from unconventional natural gas and oil wells and \$13,500,000 for continued research toward enhanced recovery technologies in shale oil, low permeability reservoirs, residual oil zone reservoirs, fractured reservoirs, and conventional oil reservoirs. The Department shall solicit, award and manage these research projects on a nationwide basis



directly with researchers from universities and not-for-profit research organizations. The projects may include research projects to improve environmental mitigation, water quality and treatment, infrastructure technology, as well as the societal impacts of unconventional shale plays. These awards shall identify ways to improve existing technologies, encourage prudent development, provide cost-effective solutions, and develop a better understanding of these reservoirs' resource potential. The agreement includes not less than \$15,000,000 for the Unconventional Field Test Sites. When issuing funding for research into the exploration for and development of emerging unconventional oil and gas reservoirs, the Department shall direct future allocations to projects in locations geologically representative of the unconventional reservoir of interest. The agreement provides not less than \$2,500,000 for further research on multipronged approaches for characterizing the constituents of and managing the cleaning of water produced during the extraction of oil and natural gas. Within available funds, the Department is directed to partner with research universities engaged in the study of characterizing, cleaning, treating, and managing produced water and who are willing to engage through public-private partnerships with the energy industry to develop and assess commercially viable technology to achieve the same.

The Department is directed to identify the federal agencies with jurisdictional oversight of establishing an ethane storage and distribution hub in central Appalachia and to coordinate with the liaisons of those agencies to streamline the permitting application and approval process. The Department is directed to brief the Committees on Appropriations of both Houses of Congress on its findings and recommendations once complete.

The Department is directed to continue its research partnership with the Department of Transportation on the crude oil characterization study to improve the safety of crude oil transported by rail. The agreement provides \$1,500,000 to continue this study. '

#### NAVAL PETROLEUM AND OIL SHALE RESERVES

The agreement provides \$10,000,000 for the operation of the Naval Petroleum and Oil Shale Reserves.

#### STRATEGIC PETROLEUM RESERVE

The agreement provides \$235,000,000 for the Strategic Petroleum Reserve. Funding above the budget request is to address facilities development and operations, including physical security and cavern integrity, and to maintain 1,000,000 barrels of gasoline blendstock in the Northeast Gasoline Supply Reserve. The agreement includes legislative language regarding a drawdown and sale of oil and use of proceeds in fiscal year 2019.

#### SPR PETROLEUM ACCOUNT

The agreement provides \$10,000,000 for the SPR Petroleum Account to pay for the costs of certain statutorily-mandated crude oil sales.

#### NORTHEAST HOME HEATING OIL RESERVE

The agreement provides \$10,000,000 for the Northeast Home Heating Oil Reserve.

#### ENERGY INFORMATION ADMINISTRATION

The conferees provide \$125,000,000 for the Energy Information Administration.

#### NON-DEFENSE ENVIRONMENTAL CLEANUP

The conferees provide \$310,000,000 for Non-Defense Environmental Cleanup.

*Small Sites.*—Within amounts for Small Sites cleanup, \$35,000,000 shall be for Lawrence Berkeley National Laboratory, \$10,000,000 shall be for Oak Ridge activities, \$45,000,000 shall be for Moab, \$20,456,000 shall be for Brookhaven National Laboratory to continue removal of the High Flux Beam Reactor stack, and no further direction. If any of the funding for Brookhaven is in excess of needs such sums shall be applied to other Small Site cleanup activities.

#### URANIUM ENRICHMENT DECONTAMINATION AND DECOMMISSIONING FUND

The conferees provide \$841,129,000 for activities funded from the Uranium Enrichment Decontamination and Decommissioning Fund.

*Portsmouth.*—The conferees includes \$60,000,000 above the budget request for Portsmouth cleanup, which is equivalent to the amount of proceeds that the Department planned to generate through bartering arrangements in order to fund additional cleanup in fiscal year 2019. The Department shall not barter, transfer, or sell uranium in order to generate additional funding for Portsmouth cleanup that is in excess of the amount of funding provided in this Act.

#### SCIENCE

The conferees provide \$6,585,000,000 for the Office of Science.

The agreement provides \$4,000,000, to be funded from across all Office of Science programs, to support the Distinguished Scientist Program, as authorized in section 5011 of Public Law 110–69. The

Department is directed to provide to the Committees on Appropriations of both Houses of Congress not later than 90 days after the enactment of this Act a plan that responds to the recommendations of the National Academies study “Opportunities in Intense Ultrafast Lasers, Towards the Brightest Light”.

*Advanced Scientific Computing Research.*—Within available funds, the agreement provides \$140,000,000 for the Argonne Leadership Computing Facility, \$200,000,000 for the Oak Ridge Leadership Computing Facility, \$105,000,000 for the National Energy Research Scientific Computing Center at Lawrence Berkeley National Laboratory, \$10,000,000 for the Computational Sciences Graduate Fellowship program, and \$85,000,000 for ESnet. The agreement provides \$75,667,000 for Computational Partnerships (SciDAC). Within funds for SciDAC, up to \$13,000,000 is to support work on artificial intelligence and big data focused on the development of algorithms and methods to identify new ways of extracting information from data generated at the Office of Science’s large user facilities or validating use of machine learning in the Office of Science’s program’s scientific simulations. This is the only funding recommended within the Office of Science that shall be available for this work. Further, none of the funding is available for clinical trials or therapeutics. The Department is directed to provide to the Committees on Appropriations of both Houses of Congress not later than 90 days after the enactment of this Act a briefing on its plan for implementing this artificial intelligence and big data initiative.

*Basic Energy Sciences (BES).*—The agreement provides not less than \$135,000,000 for the Nanoscale Science Research Centers. The agreement includes not less than \$505,000,000 for facilities operations at the five BES light sources to adequately invest in the recapitalization of key instruments and infrastructure, and in staff and other resources necessary to deliver critical scientific capabilities to users, and no further direction. The Department is directed to submit as part of its fiscal year 2020 budget submission a plan for the buildout of additional beamlines to fully leverage the capabilities of the NSLS–II. The Department is directed to resume annual or at minimum, biennial, Implementation Grant solicitations for EPSCoR. In addition, the Department is directed to submit to the Committees on Appropriations of both Houses of Congress not later than 90 days after the enactment of this Act a report that provides a plan for future EPSCoR solicitations. The agreement provides \$282,000,000 for the high-flux neutron sources which will allow for both Spallation Neutron Source and High Flux Isotope Reactor to proceed with the most critical deferred repairs, replace outdated instruments, and make essential machine improvements. The agreement provides not less than \$19,100,000 for Other Project Costs, of which \$6,000,000 is for the High Energy Upgrade at LCLS–II, \$6,100,000 is for LCLS–II, \$2,000,000 is for the Advanced Light Source Upgrade, and \$5,000,000 is for the Second Target Station. The Department is directed to proceed with the upgrade of existing user facilities and major construction projects for new user facilities in a manner consistent with the June 2016 BESAC recommendations and subsequent Departmental reviews and findings related to these projects. Further, the Department is directed to follow the Department of Energy Order 413.3B project management reporting requirements for these projects and provide project data sheets for those projects in the budget submission. Within available funds, the agreement provides \$26,000,000 for exascale systems. The Department is directed to continue its partnership with qualified institutions of

higher education in support of energy research activities related to enhanced efficiency in energy conversion and utilization, including emergent polymer optoelectronic technologies.

*Biological and Environmental Research (BER).*—The following is the only direction provided for BER. The Department is directed to give priority to optimizing the operation of BER user facilities. In addition, the Department is directed to maintain Genomic Science as a top priority. Within available funds, the agreement provides \$100,000,000 for the four Bioenergy Research Centers, \$90,000,000 for Foundational Genomics Research, \$34,908,000 for Biomolecular Characterization and Imaging Science, and \$70,000,000 for the Joint Genome Institute. Within available funds, \$10,000,000 is to begin the establishment of a national microbiome database.

Within available funds, not less than \$40,000,000 is for Terrestrial Ecosystem Science, of which not less than \$10,000,000 is for NGEE-Arctic, \$5,800,000 is for NGEE-Tropics, \$8,300,000 is for the SPRUCE field site, \$6,800,000 is for the Watershed Function Science Focus Area, and \$5,700,000 is for Ameriflux Long-Term Earth Systems Observations. Within available funds, not less than \$22,143,000 is for Subsurface Biogeochemical Research, including not less than \$3,000,000 to support ongoing research and discovery related to mercury biogeochemical transformations in the environment. Within available funds, the agreement provides \$97,000,000 for Earth and Environmental Systems Modeling. The Department is directed to expend funds for earth system modeling, and regional and global analysis. Further, the Department is directed to make land-energy interactions, land biogeochemistry, uncertainty quantification, and model evaluation a priority within the regional and global modeling activities and continue to support performance optimization of coupled systems for execution on high performance and exascale systems. The agreement provides \$15,000,000 for exascale computing. The agreement provides \$45,000,000 for the Environmental Molecular Sciences Laboratory, \$68,000,000 for the Atmospheric Radiation Measurement (ARM) User Facility, and \$17,500,000 to replace the ARM mobile unit.

*Fusion Energy Sciences (FES).*—The following is the only direction for FES. The agreement provides \$286,704,000 for burning plasma science foundations, \$61,246,000 for burning plasma science long pulse, and \$84,050,000 for discovery plasma science. Within available funds, the agreement provides \$18,000,000 for High Energy Density Laboratory Plasmas and \$25,000,000 for Scientific Discovery through Advanced Computing. Within available funds, the agreement includes \$5,000,000 to provide upgrades to the Safety and Tritium Applied Research Facility and not less than \$7,000,000 for the Materials Plasma Exposure eXperiment. The agreement provides \$132,000,000 for the U.S. contribution to the ITER project and no further direction. The Fusion Energy Sciences Advisory Committee is directed to work with the Office of Nuclear Energy to review establishing a reactor concepts research, development, and deployment activity. The Department is directed to provide to the Committees on Appropriations of both Houses of Congress not later than 180 days after the enactment of this Act a briefing on a recommendation, which if supported, will include a technical plan, program and eligibility requirements, and funding profile for future fiscal years.

*High Energy Physics.*—Within available funds, the agreement provides \$15,000,000 for PIP-II; \$6,250,000 for ongoing efforts for commissioning and initial operation of the camera for the Large Synoptic Survey Telescope Camera; \$10,000,000 to continue the upgrade of FACET II; \$105,000,000 for the HL-LHC Upgrade Projects; and \$22,450,000 to complete the dark energy and dark matter experiments, of which \$5,450,000 is for DESI and \$14,450,000 is for LUX ZEPLIN.

*Nuclear Physics.*—Within available funds, the agreement provides \$11,500,000 for the Stable Isotope Production Facility, \$6,600,000 for the Gamma-Ray Energy Tracking Array, and \$5,660,000 for the Super Pioneering High Energy Nuclear Interaction Experiment. The Department is directed to give priority to optimizing the operations for the Relativistic Heavy Ion Collider, the Continuous Electron Beam Accelerator Facility, the Argonne Tandem Linac Accelerator System, and the Brookhaven Linac Isotope Producer Facility.

*Workforce Development.*—Within available funds, the agreement provides \$10,300,000 for the Science Undergraduate Laboratory Internship and \$3,500,000 for the Graduate Student Research Program.

*Science Laboratories Infrastructure.*—The Office of Science is directed to work with the Office of Nuclear Energy to demonstrate a commitment to operations and maintenance of nuclear facilities at Oak Ridge National Laboratory that support multiple critical missions.

#### ADVANCED RESEARCH PROJECTS AGENCY—ENERGY

The conferees provide \$366,000,000 for the Advanced Research Projects Agency—Energy.

The Department is directed to continue to spend funds provided on research and development and program direction. The Department shall not use any appropriated funds to plan or execute the termination of ARPA—E. In addition, the Department is directed to disburse funds appropriated for ARPA—E on eligible projects within a reasonable time period, consistent with past practices.

#### TITLE 17 INNOVATIVE TECHNOLOGY LOAN GUARANTEE PROGRAM

The conferees provide \$33,000,000 for administrative expenses for the Title 17 Innovative Technology Loan Guarantee Program. This amount is offset by estimated revenues of \$15,000,000, resulting in a net appropriation of \$18,000,000. The Department shall not use funds to plan, develop, implement, or pursue the elimination of the Title 17 Innovative Technology Loan Guarantee Program.

#### ADVANCED TECHNOLOGY VEHICLES MANUFACTURING LOAN PROGRAM

The conferees provide \$5,000,000 for the Advanced Technology Vehicles Manufacturing Loan Program.

## TRIBAL ENERGY LOAN GUARANTEE PROGRAM

The conferees provide \$1,000,000 for the Tribal Energy Loan Guarantee Program.

## OFFICE OF INDIAN ENERGY POLICY AND PROGRAMS

The conferees provide \$18,000,000 for the Office of Indian Energy Policy and Programs.

## DEPARTMENTAL ADMINISTRATION

The agreement provides \$165,858,000 for Departmental Administration.

*Control Points.*—In lieu of House and Senate direction on control points, the agreement includes six reprogramming control points in this account to provide flexibility in the management of support functions. The Other Departmental Administration activity includes Management, Project Management Oversight and Assessments, Chief Human Capital Officer, Office of Technology Transitions, Office of Small and Disadvantaged Business Utilization, General Counsel, Office of Policy, International Affairs, and Public Affairs. The Department is directed to continue to submit a budget request that proposes a separate funding level for each of these activities. The agreement does not adopt the proposal to transfer staff from the applied energy offices to International Affairs. Within International Affairs, the agreement includes \$2,000,000 for the Israel Binational Industrial Research and Development (BIRD) Foundation and \$4,000,000 for the U.S.–Israel Center of Excellence in Energy, Engineering and Water Technology, which were previously funded in the Energy Efficiency and Renewable Energy account.

*Chief Information Officer.*—To enhance the accountability for management of cyber resources, the agreement consolidates cybersecurity funding under the Office of the Chief Information Officer. The recommendation includes \$131,624,000, including \$96,793,000 as requested within Departmental Administration and \$34,831,000 as requested for CyberOne activities within the DOE working capital fund. Within this amount, not less than \$71,501,000 shall be for cybersecurity and secure information.

*Nuclear Power Plant Closings.*—Prior to the opening of a permanent repository or monitored retrievable storage for spent nuclear fuel, power plant sites serve as de facto storage facilities for this nuclear waste. When a plant closes, onsite storage of spent nuclear fuel can be a factor affecting redevelopment of the location. The Department is directed to submit to the Committees on Appropriations of both Houses of Congress not later than 180 days after the enactment of this Act a study on existing public and private resources and funding for which municipalities where a nuclear power plant is decommissioned, in the process of decommissioning, or plans to shut down within 3 years of enactment of this Act and contains nuclear waste within its boundaries may be eligible.

*Radium Contamination.*—The Department shall review the details of any facility of the Nevada System of Higher Education, as defined by the State of Nevada, that is contaminated with radium to determine whether the Department has a legal liability or authorization for remediation of such facility.

*Energy Technology Commercialization Fund.*— In making awards from the Energy Technology Commercialization Fund established under section 1001(e) of the Energy Policy Act of 2005 (42 U.S.C. 16391(e)), the requirements for matching funds shall be determined by the Secretary of Energy in accordance with section 988 of that Act (42 U.S.C. 16352).

#### OFFICE OF THE INSPECTOR GENERAL

The agreement provides \$51,330,000 for the Office of the Inspector General.

#### ATOMIC ENERGY DEFENSE ACTIVITIES NATIONAL NUCLEAR SECURITY ADMINISTRATION

The conferees provide \$15,228,618,000 for the National Nuclear Security Administration (NNSA). The conferees include funding for the NNSA's institutional plant projects in the agreement and direct the NNSA to expedite reports that account for site indirect overhead and administrative costs as directed by the Congress.

The NNSA Act clearly lays out the functions of the NNSA and gives the Administrator authority over, and responsibility for, those functions. While the NNSA may expend funds to study its organizational structure, no funds shall be used to reorganize or reclassify any of those functions specified in the NNSA Act.

#### WEAPONS ACTIVITIES

The conferees provide \$11,100,000,000 for Weapons Activities. The agreement directs the use of \$13,080,000 in unexpended prior-year balances to offset fiscal year 2019 needs.

When proposing new or modified nuclear weapons activities, the Department shall ensure adherence to the requirements of 50 U.S.C. 2529, including requesting a single dedicated line item for such activities. The NNSA is directed to comply with the direction in the House report regarding the W76-2 Modification Program.

*IW/W78 Life Extension Program.*—In lieu of language in the House report on the W78 Life Extension Program (LEP), the NNSA is directed to provide to the Committees on Appropriations of both Houses of Congress, not later than 60 days after the of enactment of this Act and prior to commencement of phase 6.2, a report that provides the rationale for an insensitive-high explosive (IHE)-based system, an updated estimate of the cost and schedule for warhead development and production, and a rough order of

magnitude cost and schedule comparison of the differences between the requested IW and a W76 LEP-like refurbishment of the W78. Further, the NNSA shall initiate an independent review by the Office of Cost Estimating and Program Evaluation (CEPE) of the analysis of alternatives process conducted as part of the life extension study of the W78 to assess objectivity, thoroughness, and adherence to the Government Accountability Office recommended best practices, in accordance with current NNSA policy.

Not later than 180 days after the enactment of this Act, the NNSA shall provide to the Committees on Appropriations of both Houses of Congress a report that includes the following: (1) the results of the CEPE review; (2) a cost and schedule estimate to refurbish the W78 warhead in a manner similar to the W76 LEP; (3) a cost estimate for any needed upgrades to Department of Defense facilities to fully satisfy safety requirements for handling conventional high explosives; (4) impacts to the IW/W78 LEP if pit production targets are not met; and (5) the certification strategy for the IW/W78 LEP that addresses issues raised by the JASONS group in its review of certification risks for an IW with IHE and remanufactured pits.

*Domestic Uranium Enrichment.*—In lieu of House or Senate language, the conferees direct the NNSA to ensure that there is a credible plan to complete adequate research, development, and demonstration prior to making a decision on domestic uranium enrichment for national security purposes and to focus efforts on work that will provide information to support that decision. No funds are provided for downblending highly enriched uranium. Funds at the requested level for downblending are included in the Tritium Sustainment account.

*Plutonium Pit Production Project.*—The conferees include \$75,000,000 to commence a new project to meet the NNSA's plutonium pit production targets, of which \$11,000,000 shall be for the subproject to re-categorize the Radiological Laboratory Utility Office Building (RLUOB) to a hazard category-3 facility and \$6,177,000 shall be for the subproject for the second phase of work to reconfigure the PF-4 facility. The NNSA is directed to budget for capital improvements and equipment installations to meet plutonium pit production targets, including the RLUOB re-categorization and the PF-4 phase 2 subprojects, as subprojects within the Plutonium Pit Production Project and to budget for operational expenses to meet plutonium pit production targets within Plutonium Sustainment Operations in future budget requests. Not later than 60 days after the enactment of this Act, the NNSA shall provide to the Committees on Appropriations of both Houses of Congress a report on the current scope, costs, and schedule required to meet its plutonium mission targets and shall submit a project data sheet for the Plutonium Pit Production Project in its fiscal year 2020 budget submission.

*Science.*—Within amounts for Academic Alliances and Partnerships, \$20,000,000 shall be for the Minority Serving Institution Partnerships Program, within which \$2,000,000 shall be for Tribal Colleges and Universities. The conferees include \$50,000,000 for the Advanced Sources and Detectors Major Item of Equipment (MIE) and supporting research activities. The NNSA is directed to submit a project data sheet for the Advanced Sources and Detectors MIE in its fiscal year 2020 budget request. Funds for high energy density grants are included within the Inertial Confinement Fusion (ICF) and High Yield program.



*Inertial Confinement Fusion and High Yield.*—Within amounts for ICF, \$344,000,000 shall be for the National Ignition Facility, \$80,000,000 shall be for OMEGA, \$63,100,000 shall be for the Z Facility, and \$7,000,000 shall be for the Naval Research Laboratory. Within available amounts, funds are provided for target research, development, and production. Not later than 60 days after the enactment of this Act, the NNSA shall provide to the Committees on Appropriations of both Houses of Congress a report on the impacts to the ICF program of shifting to a full-cost recovery model for the National Ignition Facility. No further direction is provided.

*Advanced Simulation and Computing.*—Within amounts for Advanced Simulation and Computing, \$163,000,000 shall be for the exascale initiative, \$20,000,000 shall be for advanced memory technology research, and \$13,000,000 shall be for work on integrating artificial intelligence approaches into mechanistic modeling and prediction.

*Advanced Manufacturing Development.*—Within amounts provided for Process Technology Development, the agreement includes \$5,000,000 to modernize and upgrade legacy applications at weapons production facilities.

*Infrastructure and Operations.*—The conferees include funding above the budget request within Maintenance and Repair and Recapitalization to address the significant backlog of deferred maintenance at the NNSA's sites. Within amounts for Recapitalization, \$22,500,000 shall be for recapitalization of the MESA silicon fab facility as requested and \$10,000,000 shall be to advance plans for the Tritium Production Capability Project.

*Chemistry and Metallurgy Research (CMR) Building Replacement Project.*—The conferees include the subproject funding requested to re-categorize the RLUOB to a hazard category-3 facility and for the second phase of work to reconfigure the PF-4 facility within the Plutonium Pit Production Project and direct the NNSA to request funds by these subprojects within the Plutonium Pit Production Project in future budget submissions.

DEFENSE NUCLEAR NONPROLIFERATION  
(INCLUDING RESCISSION OF FUNDS)

The conferees provide \$1,949,000,000 for Defense Nuclear Nonproliferation. The agreement rescinds \$19,000,000 from unexpended prior-year balances and directs the use of \$25,000,000 in prior-year balances from nonproliferation construction to offset fiscal year 2019 needs. The agreement includes a provision that directs the use of \$25,000,000 for design activities for the dilute and dispose strategy for plutonium disposition and a provision that prohibits the use of funds for construction and procurement activities for the Surplus Plutonium Disposition project.

*Global Material Security.*—Within amounts for Domestic Radiological Security, the conferees provide \$12,000,000 to improve capabilities to train first responders and other experts in nuclear operations, safeguards, cyber, and emergency response.

*Material Management and Minimization.*—The NNSA shall discontinue requesting funds in this account for HEU Reactor Conversion in its fiscal year 2020 budget request and is directed to request funds for these activities within Laboratory and Partnership Support and Nonproliferation Fuel Development as provided in the conference agreement. Within amounts for Laboratory and Partnership Support, \$15,000,000 shall be for technical support of global and industry partners that are seeking to minimize the use of highly-enriched uranium in the production of Mo-99 and \$20,000,000 shall be to support the competitively-awarded funding opportunity to expedite the establishment of a stable domestic source of Mo-99 that was directed in the fiscal year 2018 Act.

In lieu of language in the House report, the conferees include funding within Material Disposition for design, planning, and other supporting activities for the dilute and dispose strategy for plutonium disposition.

*Nonproliferation and Arms Control.*—In lieu of language in the Senate report, the NNSA shall provide to the Committees on Appropriations of both Houses of Congress, not later than 45 days after the enactment of this Act, a briefing on international efforts to monitor global technology supply chains and implement robust export controls to prevent nuclear proliferation.

*MOX Fuel Fabrication Facility, SRS.*—In lieu of language in the House and Senate reports, the conferees include funds for the project consistent with the amounts and uses authorized by the National Defense Authorization Act for Fiscal Year 2019.

*Defense Nuclear Nonproliferation Research and Development (DNN R&D).*—Within amounts for Nonproliferation Fuels Development, \$10,000,000 shall be for the national laboratories to develop high-density low-enriched fuels that could replace highly enriched uranium for naval applications.

In lieu of the prohibition on the use of funds to convert the Advanced Test Reactor (ATR) and the High Flux Isotope Research Reactor (HFIR) in the House report, the NNSA shall provide to the Committees on Appropriations of both Houses of Congress not later than 90 days after the enactment of this Act a report on the total estimated costs to convert ATR, HFIR, TREAT, and any other reactor currently planned for conversion through the U.S. High Performance Research Reactor Program. The report shall include a multi-year funding plan and schedule through completion for each separate reactor conversion and the estimates shall include sufficient contingency to account for any remaining programmatic and technical risks associated with the fuel development activities.

NAVAL REACTORS  
(INCLUDING TRANSFER OF FUNDS)

The conferees provide \$1,788,618,000 for Naval Reactors. The agreement includes a provision to transfer \$85,500,000 to Nuclear Energy for operations and maintenance of the Advanced Test Reactor. Within funds for Naval Reactors Research and Development, \$2,000,000 is for planning, preparation, and shipments of nuclear materials to support a pilot project on ZIRCEX.

## FEDERAL SALARIES AND EXPENSES

The conferees provide \$410,000,000 for the federal salaries and expenses of the Office of the NNSA Administrator.

### ENVIRONMENTAL AND OTHER DEFENSE ACTIVITIES

#### DEFENSE ENVIRONMENTAL CLEANUP

(INCLUDING RESCISSION OF FUNDS)

The conferees provide \$6,028,600,000 for Defense Environmental Cleanup. The conferees include a rescission of \$4,600,000 in unexpended prior-year balances from the Hexavalent Chromium Pump and Treatment Facility project and direct the use of \$7,577,000 in prior-year balances from the Savannah River Site to offset fiscal year 2019 needs. The Department is directed to submit its fiscal year 2020 budget request consistent with the budget structure for the Waste Treatment Plant in this Act.

In lieu of the direction in the House and Senate reports, no funds are provided within the Richland or Office of River Protection control points for the Test Bed Initiative, consistent with the budget request. Not later than 60 days after the enactment of this Act, the Department shall submit to the Committees on Appropriations of both Houses of Congress a report on the Test Bed Initiative that includes expected costs and implementation schedule, impacts on the 2016 Consent Decree and Tri-Party Agreement, any necessary regulatory or permit changes, any necessary National Environmental Policy Act analysis, any necessary changes on site infrastructure, and plans for storage and disposal of waste generated through this initiative. If the Department requests funds for the Initiative in future budget submissions, such funds shall be requested within the Office of River Protection in a new, separate control point.

*Richland.*—Within amounts for Richland, the conferees include \$2,000,000 above the budget request for maintenance and repair of B Reactor and additional amounts above the budget request for cleanup of the 324 Building, Plutonium Finishing Plant, and K-West facility; interim stabilization of PUREX Tunnel #2; and site-wide infrastructure. Also within amounts for Richland, no funding shall be available to carry out activities relating to single-shell tank stabilization or tank farm activities outside of site-wide infrastructure activities. Within amounts for Central Plateau Remediation, \$8,500,000 shall be for the Hazardous Materials Management and Emergency Response facilities.

*Technology Development and Deployment.*—Within the amounts provided for Technology Development and Deployment, not less than \$5,000,000 shall be for work on qualification, testing, and research to advance the state of the art of containment ventilation systems and the Department shall take the necessary steps to implement and competitively award a cooperative university affiliated research center for that purpose; \$5,000,000 shall be for the National Spent Fuel Program at Idaho National Laboratory to address activities recommended by the Nuclear Waste Technical Review Board as directed in the House

report; \$5,000,000 shall be for independent review, analysis, and applied research to support cost-effective, risk-informed cleanup decision-making; and no further direction.

#### OTHER DEFENSE ACTIVITIES

The conferees provide \$860,292,000 for Other Defense Activities and include the use of \$2,000,000 in unexpended prior-year balances to offset fiscal year 2019 needs. The agreement includes \$12,000,000 above the budget request for targeted investments to defend the U.S. energy sector against the evolving threat of cyber and other attacks in support of the resiliency of the nation's electric grid and energy infrastructure.

The conferees are concerned with the recently issued Order 140.1, Interface with the Defense Nuclear Facilities Safety Board (DNFSB), and the potential impacts on the ability of the DNFSB to carry out its Congressionally-mandated responsibilities. Not later than 30 days after the enactment of this Act, the Department shall provide to the Committees on Appropriations of both Houses of Congress a briefing on how the Order differs from the previous Manual, how the Department plans to incorporate concerns from the DNFSB and the public, and the Department's plans to implement the Order across the organization.

#### POWER MARKETING ADMINISTRATIONS

No funds are recommended to divest transmission assets of the Power Marketing Administrations (PMA). The conferees remind the Department of the prohibition on studying transfer of PMA assets in Public Law 99-349.

*Organizational Reporting.*—The Department recently announced a change in organizational structure moving the point of reporting for the PMAs to the Assistant Secretary for Electricity from the Deputy Secretary. The Committee has heard concerns that the realignment may indicate an intention to change the substantive relationship between the Department and each PMA, including actions related to PMA leadership decisions, use of the PMAs and their resources, and ratemaking; the Committee does not support such a change. The PMAs have unique statutory requirements, and the Committee expects the Department to adhere to and not expand upon those requirements.

#### BONNEVILLE POWER ADMINISTRATION FUND

The agreement provides no appropriation for the Bonneville Power Administration, which derives its funding from revenues deposited into the Bonneville Power Administration Fund.

OPERATION AND MAINTENANCE, SOUTHEASTERN POWER ADMINISTRATION

The agreement provides a net appropriation of \$0 for the Southeastern Power Administration.

OPERATION AND MAINTENANCE, SOUTHWESTERN POWER ADMINISTRATION

The agreement provides a net appropriation of \$10,400,000 for the Southwestern Power Administration. To ensure sufficient authority to meet purchase power and wheeling needs, the agreement includes \$40,000,000 above the level credited as offsetting collections by the Congressional Budget Office. The Department is directed to continue working with the Committees on Appropriations of both Houses of Congress to provide necessary information to address this scoring issue for future fiscal years.

CONSTRUCTION, REHABILITATION, OPERATION AND MAINTENANCE, WESTERN AREA POWER  
ADMINISTRATION

The agreement provides a net appropriation of \$89,372,000 for the Western Area Power Administration. To ensure sufficient authority to meet purchase power and wheeling needs, the agreement includes \$45,442,000 above the level credited as offsetting collections by the Congressional Budget Office. The Department is directed to continue working with the Committees on Appropriations of both Houses of Congress to provide necessary information to address this scoring issue for future fiscal years.

FALCON AND AMISTAD OPERATING AND MAINTENANCE FUND

The agreement provides a net appropriation of \$228,000 for the Falcon and Amistad Operating and Maintenance Fund. The agreement includes the use of \$2,500,000 in prior-year balances. The agreement includes legislative language authorizing the acceptance and use of contributed funds in fiscal year 2019 for operating, maintaining, repairing, rehabilitating, replacing, or upgrading the hydroelectric facilities at the Falcon and Amistad Dams.

Concerns persist that additional infrastructure investments are necessary at the Falcon and Amistad dams. Western is directed to coordinate with the International Boundary and Water Commission to determine a plan for addressing any needed improvements and brief the Committees on Appropriations of both Houses of Congress not later than 90 days after the enactment of this Act on progress towards finalizing a plan.

FEDERAL ENERGY REGULATORY COMMISSION  
SALARIES AND EXPENSES

The agreement provides \$369,900,000 for the Federal Energy Regulatory Commission (FERC). Revenues for FERC are set to an amount equal to the budget authority, resulting in a net appropriation of \$0.

FERC shall require the licensee of Oroville Dam to request the United States Society on Dams to nominate independent consultants to prepare a level 2 risk analysis, consistent with the Commission's guidelines, for use in conducting the next Part 12 safety review of Oroville Dam, currently scheduled for 2019. FERC shall ensure the independence of the nominated consultants from the licensee.

GENERAL PROVISIONS—DEPARTMENT OF ENERGY  
(INCLUDING TRANSFERS OF FUNDS)

The conferees include a modified provision prohibiting the use of funds provided in this title to initiate requests for proposals, other solicitations, or arrangements for new programs or activities that have not yet been approved and funded by the Congress; requires notification or a report for certain funding actions; prohibits funds to be used for certain multi-year "Energy Programs" activities without notification; and prohibits the obligation or expenditure of funds provided in this title through a reprogramming of funds except in certain circumstances.

The conferees include a provision authorizing intelligence activities of the Department of Energy for purposes of section 504 of the National Security Act of 1947.

The conferees include a provision prohibiting the use of funds in this title for capital construction of high hazard nuclear facilities, unless certain independent oversight is conducted.

The conferees include a provision prohibiting the use of funds in this title to approve critical decision-2 or critical decision-3 for certain construction projects, unless a separate independent cost estimate has been developed for that critical decision.

The conferees include a provision on the Department of Energy's Working Capital Fund.

The conferees include a provision prohibiting funds in the Defense Nuclear Nonproliferation account for certain activities and assistance in the Russian Federation.

The conferees include a provision regarding management of the Strategic Petroleum Reserve.

The conferees include a provision regarding authority to release refined petroleum product from the Strategic Petroleum Reserve.

~~{INSERT TABLE}~~ e

Insert 55a-55o

DEPARTMENT OF ENERGY  
(Amounts in thousands)

	FY 2018 Enacted	FY 2019 Request	Conference
ENERGY PROGRAMS			
ENERGY EFFICIENCY AND RENEWABLE ENERGY			
Sustainable Transportation:			
Vehicle technologies.....	337,500	68,500	344,000
Bioenergy technologies.....	221,545	37,000	226,000
Hydrogen and fuel cell technologies.....	115,000	58,000	120,000
Subtotal, Sustainable Transportation.....	674,045	163,500	690,000
Renewable Energy:			
Solar energy.....	241,600	67,000	246,500
Wind energy.....	92,000	33,000	92,000
Water power.....	105,000	45,000	105,000
Geothermal technologies.....	80,906	30,000	84,000
Subtotal, Renewable Energy.....	519,506	175,000	527,500
Energy Efficiency:			
Advanced manufacturing.....	305,000	75,000	320,000
Building technologies.....	220,727	57,000	226,000
Federal energy management program.....	27,000	10,000	30,000
Weatherization and Intergovernmental Programs:			
Weatherization:			
Weatherization assistance program.....	248,000	---	254,000
Training and technical assistance.....	3,000	---	3,000
Subtotal, Weatherization.....	251,000	---	257,000
State Energy Program Grants.....	55,000	---	55,000
Subtotal, Weatherization and Intergovernmental Program.....	306,000	---	312,000
Subtotal, Energy Efficiency.....	858,727	142,000	888,000
Corporate Support:			
Facilities and infrastructure:			
National Renewable Energy Laboratory (NREL).....	92,000	90,000	97,000
Program direction.....	162,500	125,110	162,500
Strategic programs.....	15,000	---	14,000
Subtotal, Corporate Support.....	269,500	215,110	273,500
TOTAL, ENERGY EFFICIENCY AND RENEWABLE ENERGY.....	2,321,778	695,610	2,379,000
ELECTRICITY DELIVERY AND ENERGY RELIABILITY			
Research and development:			
Transmission Reliability.....	39,000	---	---
Resilient Distribution Systems.....	38,000	---	---
Cyber security for energy delivery systems.....	75,829	---	---
Energy storage.....	41,000	---	---
Transformer resilience and advanced components.....	7,000	---	---
Subtotal, Research and development.....	200,829	---	---
Transmission Permitting and Technical Assistance.....	7,000	---	---



DEPARTMENT OF ENERGY  
(Amounts in thousands)

	FY 2018 Enacted	FY 2019 Request	Conference
-----			
Infrastructure security and energy restoration.....	12,000	---	---
Program direction.....	28,500	---	---
TOTAL, ELECTRICITY DELIVERY AND ENERGY RELIABILITY	248,329	---	---
=====			
CYBERSECURITY, ENERGY SECURITY, AND EMERGENCY RESPONSE			
Cybersecurity for energy delivery systems.....	---	70,000	89,500
Infrastructure security and energy restoration.....	---	18,000	19,000
Program direction.....	---	7,800	11,500
TOTAL, CYBERSECURITY, ENERGY SECURITY, AND EMERGENCY RESPONSE.....	---	95,800	120,000
=====			
ELECTRICITY DELIVERY			
Transmission reliability.....	---	13,000	39,000
Resilient distribution systems.....	---	10,000	40,000
Energy storage.....	---	8,000	46,000
Transformer resilience and advanced components.....	---	5,000	7,000
Transmission permitting and technical assistance.....	---	6,000	7,000
Program direction.....	---	19,309	17,000
TOTAL, ELECTRICITY DELIVERY.....	---	61,309	156,000
=====			
NUCLEAR ENERGY			
Research and development:			
Integrated university program.....	5,000	---	5,000
STEP R&D.....	5,000	---	5,000
Nuclear energy enabling technologies.....	159,000	116,000	152,585
Reactor concepts RD&D.....	237,000	163,000	323,500
Fuel cycle research and development.....	260,056	60,000	263,915
International nuclear energy cooperation.....	3,000	2,500	3,000
Subtotal, Research and development.....	669,056	341,500	753,000
Infrastructure:			
Radiological facilities management:			
Space and defense infrastructure.....	20,000	---	20,000
Research reactor infrastructure.....	9,000	9,000	9,000
Subtotal, Radiological facilities management	29,000	9,000	29,000
INL facilities management:			
INL operations and infrastructure.....	288,000	204,000	288,000
Construction:			
16-E-200 Sample preparation laboratory.....	6,000	---	30,000
Subtotal, INL facilities management.....	294,000	204,000	318,000
Subtotal, Infrastructure.....	323,000	213,000	347,000
Idaho sitewide safeguards and security.....	133,000	136,090	146,090
Program direction.....	80,000	66,500	80,000
TOTAL, NUCLEAR ENERGY.....	1,205,056	757,090	1,326,090
=====			

DEPARTMENT OF ENERGY  
(Amounts in thousands)

	FY 2018 Enacted	FY 2019 Request	Conference
<b>FOSSIL ENERGY RESEARCH AND DEVELOPMENT</b>			
Coal CCS and Power Systems:			
Carbon Capture.....	100,671	20,000	100,671
Carbon Storage.....	98,096	20,000	98,096
Advanced Energy Systems.....	112,000	135,000	129,683
Cross Cutting Research.....	58,350	78,300	56,350
NETL Coal Research and Development.....	53,000	65,000	54,000
STEP (Supercritical CO2).....	24,000	25,000	22,430
Transformational Coal Pilots.....	35,000	---	25,000
Subtotal, Coal CCS and Power Systems.....	481,117	343,300	486,230
Natural Gas Technologies:			
Research.....	50,000	5,500	51,000
Unconventional fossil energy technologies from petroleum - oil technologies.....	40,000	14,000	46,000
Program direction.....	60,000	61,070	61,070
Special recruitment programs.....	700	200	700
NETL Research and Operations.....	50,000	40,000	50,000
NETL Infrastructure.....	45,000	38,000	45,000
TOTAL, FOSSIL ENERGY RESEARCH AND DEVELOPMENT.....	726,817	502,070	740,000
NAVAL PETROLEUM AND OIL SHALE RESERVES.....	20,200	20,550	10,000
Use of prior year balances.....	-15,300	-10,550	---
TOTAL, NAVAL PETROLEUM AND OIL SHALE RESERVES.....	4,900	10,000	10,000
<b>STRATEGIC PETROLEUM RESERVE</b>			
STRATEGIC PETROLEUM RESERVE.....	252,000	175,105	235,000
Sale of crude oil.....	-350,000	-300,000	-300,000
Use of sale proceeds.....	350,000	---	300,000
TOTAL, STRATEGIC PETROLEUM RESERVE.....	252,000	-124,895	235,000
<b>SPR PETROLEUM ACCOUNT</b>			
SPR Petroleum Account.....	8,400	---	10,000
TOTAL, SPR PETROLEUM ACCOUNT.....	8,400	---	10,000
<b>NORTHEAST HOME HEATING OIL RESERVE</b>			
NORTHEAST HOME HEATING OIL RESERVE.....	10,000	10,000	10,000
Use of prior year balances.....	-3,500	---	---
TOTAL, NORTHEAST HOME HEATING OIL RESERVE.....	6,500	10,000	10,000
ENERGY INFORMATION ADMINISTRATION.....	125,000	115,035	125,000
<b>NON-DEFENSE ENVIRONMENTAL CLEANUP</b>			
Fast Flux Test Reactor Facility (WA).....	2,240	2,240	2,240
Gaseous Diffusion Plants.....	101,304	100,575	101,304

DEPARTMENT OF ENERGY  
(Amounts in thousands)

	FY 2018 Enacted	FY 2019 Request	Conference
Small sites.....	119,856	55,031	131,456
West Valley Demonstration Project.....	75,000	60,554	75,000
<b>TOTAL, NON-DEFENSE ENVIRONMENTAL CLEANUP.....</b>	<b>298,400</b>	<b>218,400</b>	<b>310,000</b>
<b>URANIUM ENRICHMENT DECONTAMINATION AND DECOMMISSIONING FUND</b>			
Oak Ridge.....	194,673	151,039	195,000
Nuclear facility D&D, Paducah.....	205,530	202,581	206,000
Portsmouth:			
Nuclear facility D&D, Portsmouth.....	342,389	306,931	366,931
Construction:			
15-U-408 On-site waste disposal facility, Portsmouth.....	38,882	41,168	41,168
<b>Total, Portsmouth.....</b>	<b>381,271</b>	<b>348,099</b>	<b>408,099</b>
Pension and community and regulatory support.....	22,794	21,030	21,030
Title X uranium/thorium reimbursement program.....	35,732	30,000	11,000
<b>TOTAL, UED&amp;D FUND.....</b>	<b>840,000</b>	<b>752,749</b>	<b>841,129</b>
<b>SCIENCE</b>			
Advanced scientific computing research.....	605,000	666,304	702,794
Construction:			
17-SC-20 SC Exascale Computing Project.....	205,000	232,706	232,706
<b>Subtotal, Advanced scientific computing   research.....</b>	<b>810,000</b>	<b>899,010</b>	<b>935,500</b>
Basic energy sciences:			
Research.....	1,744,900	1,635,700	1,757,700
Construction:			
13-SC-10 LINAC coherent light source II, SLAC...	192,100	139,300	129,300
18-SC-10 APS Upgrade, ANL.....	93,000	60,000	130,000
18-SC-11 Spallation Neutron Source Proton Power Upgrade (PPU), ORNL.....	36,000	---	60,000
18-SC-12 Advanced Light Source Upgrade (ALS-U), LBNL.....	16,000	10,000	60,000
18-SC-13 LINAC coherent light source II HE, SLAC	8,000	5,000	28,000
19-SC-14 Second Target Station, ORNL.....	---	---	1,000
<b>Subtotal, Construction.....</b>	<b>345,100</b>	<b>214,300</b>	<b>408,300</b>
<b>Subtotal, Basic energy sciences.....</b>	<b>2,090,000</b>	<b>1,850,000</b>	<b>2,166,000</b>
Biological and environmental research.....	673,000	500,000	705,000
Fusion energy sciences:			
Research.....	410,111	265,000	432,000
Construction:			
14-SC-60 ITER.....	122,000	75,000	132,000
<b>Subtotal, Fusion energy sciences.....</b>	<b>532,111</b>	<b>340,000</b>	<b>564,000</b>
High energy physics:			
Research.....	767,600	627,000	800,000

DEPARTMENT OF ENERGY  
(Amounts in thousands)

	FY 2018 Enacted	FY 2019 Request	Conference
<b>Construction:</b>			
11-SC-40 Long baseline neutrino facility / deep underground neutrino experiment, FNAL.....	95,000	113,000	130,000
11-SC-41 Muon to electron conversion experiment, FNAL.....	44,400	30,000	30,000
18-SC-42 PIP-II, FNAL.....	1,000	---	20,000
Subtotal, Construction.....	140,400	143,000	180,000
Subtotal, High energy physics.....	908,000	770,000	980,000
<b>Nuclear physics:</b>			
Operations and maintenance.....	586,800	525,000	615,000
<b>Construction:</b>			
14-SC-50 Facility for rare isotope beams, Michigan State University.....	97,200	75,000	75,000
Subtotal, Nuclear physics.....	684,000	600,000	690,000
Workforce development for teachers and scientists.....	19,500	19,000	22,500
<b>Science laboratories infrastructure:</b>			
<b>Infrastructure support:</b>			
Payment in lieu of taxes.....	1,713	1,513	1,713
Oak Ridge landlord.....	6,382	6,434	6,434
Facilities and infrastructure.....	70,347	30,724	45,543
Oak Ridge nuclear operations.....	26,000	10,000	26,000
Subtotal, Infrastructure support.....	104,442	48,671	79,690
<b>Construction:</b>			
19-SC-71 Science User Support Center, BNL.....	---	2,000	7,000
19-SC-72 Electrical Capacity and Distribution Capability, ANL.....	---	20,000	30,000
19-SC-73 Translational Research Capability, ORNL.....	---	---	25,000
19-SC-74 BioEPIC Building, LBNL.....	---	---	5,000
18-SC-71 Energy Sciences Capability, PNNL.....	20,000	4,000	24,000
17-SC-71 Integrated Engineering Research Center, FNAL.....	20,000	5,000	20,000
17-SC-73 Core Facility Revitalization, BNL.....	30,000	13,632	42,200
15-SC-78 Integrative genomics building, LBNL.....	38,350	13,549	---
15-SC-76 Materials design laboratory, ANL.....	44,500	20,000	---
Subtotal, Construction.....	152,850	78,181	153,200
Subtotal, Science laboratories infrastructure.....	257,292	126,852	232,890
Safeguards and security.....	103,000	106,110	106,110
Science program direction.....	183,000	180,000	183,000
TOTAL, SCIENCE.....	6,259,903	5,390,972	6,585,000
NUCLEAR WASTE DISPOSAL.....	---	90,000	---
<b>ADVANCED RESEARCH PROJECTS AGENCY-ENERGY</b>			
ARPA-E projects.....	324,064	---	334,750
Program direction.....	29,250	---	31,250
TOTAL, ARPA-E.....	353,314	---	366,000

DEPARTMENT OF ENERGY  
(Amounts in thousands)

	FY 2018 Enacted	FY 2019 Request	Conference
<b>TITLE 17 - INNOVATIVE TECHNOLOGY LOAN GUARANTEE PGM</b>			
Administrative expenses.....	33,000	10,000	33,000
Offsetting collection.....	-10,000	-15,000	-15,000
Rescission.....	---	-240,000	---
<b>TOTAL, TITLE 17 - INNOVATIVE TECHNOLOGY LOAN GUARANTEE PROGRAM.....</b>	<b>23,000</b>	<b>-245,000</b>	<b>18,000</b>
<b>ADVANCED TECHNOLOGY VEHICLES MANUFACTURING LOAN PGM</b>			
Administrative expenses.....	5,000	1,000	5,000
<b>TOTAL, ADVANCED TECHNOLOGY VEHICLES MANUFACTURING LOAN PROGRAM.....</b>	<b>5,000</b>	<b>1,000</b>	<b>5,000</b>
<b>TRIBAL ENERGY LOAN GUARANTEE PROGRAM</b>			
Administrative expenses.....	1,000	---	1,000
Rescission.....	---	-8,500	---
<b>TOTAL, TRIBAL ENERGY LOAN GUARANTEE PROGRAM.....</b>	<b>1,000</b>	<b>-8,500</b>	<b>1,000</b>
<b>OFFICE OF INDIAN ENERGY POLICY AND PROGRAMS</b>			
Indian energy program.....	---	---	13,200
Program Direction.....	---	---	4,800
<b>TOTAL, OFFICE OF INDIAN ENERGY POLICY AND PROGRAMS.....</b>	<b>---</b>	<b>---</b>	<b>18,000</b>
<b>DEPARTMENTAL ADMINISTRATION</b>			
Administrative operations:			
Salaries and expenses:			
Office of the Secretary:			
Program direction.....	5,300	5,395	5,395
Chief Financial Officer.....	48,484	48,912	48,912
Chief Information Officer.....	126,274	96,793	131,624
Office of Indian energy policy and programs.....	18,000	10,005	---
Congressional and intergovernmental affairs.....	6,200	6,212	6,200
Economic impact and diversity.....	10,169	10,005	10,169
Other Departmental Administration.....	174,225	173,901	173,247
Subtotal, Salaries and expenses.....	388,652	351,223	375,547
Subtotal, Administrative operations.....	388,652	351,223	375,547
Strategic partnership projects.....	40,000	40,000	40,000
Subtotal, Departmental administration.....	428,652	391,223	415,547
Use of prior-year balances.....	---	-2,000	-2,000
Funding from other defense activities.....	-143,000	-153,689	-151,689
Total, Departmental administration (gross).....	285,652	235,534	261,858
Miscellaneous revenues.....	-96,000	-96,000	-96,000
<b>TOTAL, DEPARTMENTAL ADMINISTRATION (net).....</b>	<b>189,652</b>	<b>139,534</b>	<b>165,858</b>

DEPARTMENT OF ENERGY  
(Amounts in thousands)

	FY 2018 Enacted	FY 2019 Request	Conference
-----			
OFFICE OF THE INSPECTOR GENERAL			
Office of the inspector general.....	49,000	51,330	51,330
	=====	=====	=====
TOTAL, ENERGY PROGRAMS.....	12,918,049	8,512,504	13,472,407
	=====	=====	=====
ATOMIC ENERGY DEFENSE ACTIVITIES			
NATIONAL NUCLEAR SECURITY ADMINISTRATION			
WEAPONS ACTIVITIES			
Directed stockpile work:			
B61 Life extension program.....	788,572	794,049	794,049
W76 Life extension program.....	224,134	48,888	48,888
W88 Alteration program.....	332,292	304,285	304,285
W80-4 Life extension program.....	399,090	654,766	654,766
IW-1.....	---	53,000	53,000
W76-2 Modification program.....	---	65,000	65,000
Stockpile systems:			
B61 Stockpile systems.....	59,729	64,547	64,547
W76 Stockpile systems.....	51,400	94,300	84,300
W78 Stockpile systems.....	60,100	81,329	81,329
W80 Stockpile systems.....	80,087	80,204	80,204
B83 Stockpile systems.....	35,762	35,082	35,082
W87 Stockpile systems.....	83,200	83,107	83,107
W88 Stockpile systems.....	131,576	180,913	170,913
	-----	-----	-----
Subtotal, Stockpile systems.....	501,854	619,482	599,482
Weapons dismantlement and disposition.....	56,000	56,000	56,000
Stockpile services:			
Production support.....	485,400	512,916	510,000
Research and Development support.....	31,150	38,129	36,150
R and D certification and safety.....	196,840	216,582	201,840
Management, technology, and production.....	285,400	300,736	300,736
	-----	-----	-----
Subtotal, Stockpile systems.....	998,790	1,068,363	1,048,726
Strategic materials:			
Uranium sustainment.....	24,000	87,182	87,182
Plutonium sustainment:			
Plutonium sustainment operations.....	210,367	361,282	286,282
Plutonium pit production project.....	---	---	75,000
	-----	-----	-----
Subtotal, Plutonium sustainment.....	210,367	361,282	361,282
Tritium sustainment.....	198,152	205,275	290,275
Lithium sustainment.....	---	29,135	29,135
Domestic uranium enrichment.....	60,000	100,704	50,000
Strategic materials sustainment.....	216,196	218,794	216,196
	-----	-----	-----
Subtotal, Strategic materials.....	708,715	1,002,372	1,034,070
	-----	-----	-----
Subtotal, Directed stockpile work.....	4,009,447	4,666,205	4,658,266
Research, Development, Test and Evaluation (RDT&E):			
Science:			
Advanced certification.....	57,710	57,710	57,710
Primary assessment technologies.....	89,313	95,057	89,313

DEPARTMENT OF ENERGY  
(Amounts in thousands)

	FY 2018 Enacted	FY 2019 Request	Conference
Dynamic materials properties.....	120,000	131,000	120,000
Advanced radiography.....	37,600	32,544	32,544
Secondary assessment technologies.....	76,833	77,553	77,553
Academic alliances and partnerships.....	52,963	53,364	53,364
Enhanced capabilities for subcritical experiments.....	40,105	117,632	50,000
Subtotal, Science.....	474,524	564,860	480,484
Engineering:			
Enhanced surety.....	39,717	43,226	39,717
Weapons system engineering assessment technology	23,029	27,536	23,029
Nuclear survivability.....	45,230	48,230	48,230
Enhanced surveillance.....	45,147	58,375	45,147
Stockpile responsiveness.....	30,000	34,000	34,000
Subtotal, Engineering.....	183,123	211,367	190,123
Inertial confinement fusion ignition and high yield:			
Ignition and other stockpile programs.....	---	---	101,140
Ignition.....	79,575	22,434	---
Support of other stockpile programs.....	23,565	17,397	---
Diagnostics, cryogenics and experimental support.....	77,915	51,453	77,915
Pulsed power inertial confinement fusion.....	7,596	8,310	6,596
Joint program in high energy density laboratory plasmas.....	9,492	---	8,492
Facility operations and target production.....	346,791	319,333	350,791
Subtotal, Inertial confinement fusion ignition and high yield.....	544,934	418,927	544,934
Advanced simulation and computing:			
Advanced simulation and computing.....	721,244	656,401	670,119
Construction:			
18-D-670 Exascale class computer cooling equipment, LANL.....	22,000	24,000	24,000
18-D-620 Exascale computing facility modernization project, LLNL.....	3,000	23,000	23,000
Subtotal, Construction.....	25,000	47,000	47,000
Subtotal, Advanced simulation, Computing and Construction.....	746,244	703,401	717,119
Advanced manufacturing development:			
Additive manufacturing.....	12,000	17,447	12,000
Component manufacturing development.....	38,644	48,477	38,644
Process technology development.....	34,896	30,914	30,914
Subtotal, Advanced manufacturing development.....	85,540	96,838	81,558
Subtotal, RDT&E.....	2,034,365	1,995,393	2,014,218
Infrastructure and Operations:			
Operations of facilities.....	848,470	891,000	870,000
Safety and environmental operations.....	110,000	115,000	110,000
Maintenance and repair of facilities.....	515,138	365,000	515,000

DEPARTMENT OF ENERGY  
(Amounts in thousands)

	FY 2018 Enacted	FY 2019 Request	Conference
<b>Recapitalization:</b>			
Infrastructure and safety.....	482,661	431,631	450,000
Capability based investments.....	130,000	109,057	109,057
Subtotal, Recapitalization.....	612,661	540,688	559,057
<b>Construction:</b>			
19-D-670 138kV Power Transmission System Replacement, NNS.....	---	6,000	---
18-D-680 Material staging facility, PX.....	5,200	---	24,000
18-D-660 Fire station, Y-12.....	28,000	---	---
18-D-650 Tritium production capability, SRS.....	---	27,000	---
18-D-690 Lithium production capability, Y-12.....	5,000	19,000	19,000
17-D-640 U1a complex enhancements project, NNSA.....	22,100	53,000	20,000
17-D-630 Electrical distribution system, LLNL.....	6,000	---	---
16-D-515 Albuquerque Complex project.....	98,000	47,953	47,953
15-D-613 Emergency Operations Center, Y-12.....	7,000	---	---
07-D-220 Radioactive liquid waste treatment facility, LANL.....	2,100	---	---
07-D-220-04 TRU liquid waste facility, LANL.....	17,895	---	---
06-D-141 Uranium Processing Facility, Y-12.....	663,000	703,000	703,000
<b>Chemistry and metallurgy replacement (CMRR):</b>			
04-D-125 Chemistry and metallurgy replacement project, LANL.....	---	235,095	219,842
04-D-125-04 RLUOB equipment installation, phase 2.....	127,025	---	---
04-D-125-05 PF-4 equipment installation.....	50,214	---	---
Subtotal, CMRR.....	177,239	235,095	219,842
Subtotal, Construction.....	1,031,534	1,091,048	1,033,795
Subtotal, Infrastructure and Operations.....	3,117,803	3,002,736	3,087,852
<b>Secure transportation asset:</b>			
Operations and equipment.....	185,568	176,617	176,617
Program direction.....	105,600	102,022	102,022
Subtotal, Secure transportation asset.....	291,168	278,639	278,639
<b>Defense nuclear security:</b>			
Defense nuclear security.....	686,977	690,638	690,638
Security improvements program.....	30,000	---	---
<b>Construction:</b>			
17-D-710 West end protected area reduction project, Y-12.....	53,600	---	---
Subtotal, Defense nuclear security.....	770,577	690,638	690,638
Information technology and cyber security.....	186,728	221,175	221,175
Legacy contractor pensions.....	232,050	162,292	162,292
Use of prior year balances.....	---	---	-13,080
TOTAL, WEAPONS ACTIVITIES.....	10,642,138	11,017,078	11,100,000
<b>DEFENSE NUCLEAR NONPROLIFERATION</b>			
<b>Global material security:</b>			
International nuclear security.....	46,339	46,339	46,339
Domestic radiologic security.....	110,433	90,764	127,433



DEPARTMENT OF ENERGY  
(Amounts in thousands)

	FY 2018 Enacted	FY 2019 Request	Conference
International radiologic security.....	78,907	59,576	78,907
Nuclear smuggling detection.....	154,429	140,429	154,429
Subtotal, Global material security.....	390,108	337,108	407,108
Material management and minimization:			
Conversion.....	---	98,300	---
Nuclear material removal.....	32,925	32,925	32,925
Material disposition.....	183,669	200,869	225,869
Laboratory and partnership support.....	92,000	---	35,000
Subtotal, Material management and minimization....	308,594	332,094	293,794
Nonproliferation and arms control.....	134,703	129,703	129,703
Defense nuclear nonproliferation R&D:			
Proliferation detection.....	278,255	273,200	281,521
Nuclear detonation detection.....	195,749	182,895	195,749
Nonproliferation fuels development.....	82,500	---	98,300
Subtotal, Defense nuclear nonproliferation R&D....	556,504	456,095	575,570
Nonproliferation construction:			
99-D-143 Mixed Oxide (MOX) Fuel Fabrication Facility, SRS.....	335,000	220,000	220,000
18-D-150 Surplus plutonium disposition project, SRS.....	---	59,000	---
Subtotal, Nonproliferation construction.....	335,000	279,000	220,000
Legacy contractor pensions.....	40,950	28,640	28,640
Nuclear counterterrorism and incident response.....	282,360	319,185	319,185
Use of prior-year balances.....	---	-19,000	-25,000
Subtotal, Defense Nuclear Nonproliferation.....	2,048,219	1,862,825	1,949,000
Rescission.....	-49,000	---	-19,000
TOTAL, DEFENSE NUCLEAR NONPROLIFERATION.....	1,999,219	1,862,825	1,930,000
NAVAL REACTORS			
Naval reactors development.....	473,065	514,951	514,951
Columbia-class reactor systems development.....	156,700	138,000	138,000
SBG Prototype refueling.....	250,000	250,000	250,000
Naval reactors operations and infrastructure.....	466,884	525,764	525,764
Construction:			
19-D-930 KS Overhead Piping.....	---	10,994	10,994
17-D-911 BL Fire System Upgrade.....	---	13,200	13,200
15-D-904 NRF Overpack Storage Expansion 3.....	13,700	---	---
15-D-903 KL Fire System Upgrade.....	15,000	---	---
14-D-901 Spent fuel handling recapitalization project, NRF.....	197,000	287,000	287,000
Subtotal, Construction.....	225,700	311,194	311,194
Program direction.....	47,651	48,709	48,709
TOTAL, NAVAL REACTORS.....	1,620,000	1,788,618	1,788,618

DEPARTMENT OF ENERGY  
(Amounts in thousands)

	FY 2018 Enacted	FY 2019 Request	Conference
FEDERAL SALARIES AND EXPENSES.....	407,595	422,529	410,000
TOTAL, NATIONAL NUCLEAR SECURITY ADMINISTRATION.	14,668,952	15,091,050	15,228,618
DEFENSE ENVIRONMENTAL CLEANUP			
Closure sites administration.....	4,889	4,889	4,889
Richland:			
River corridor and other cleanup operations.....	183,692	89,577	193,692
Central plateau remediation.....	662,879	562,473	660,358
RL Community and regulatory support.....	10,121	5,121	10,121
Construction:			
18-D-404 WESF Modifications and capsule storage...	6,500	1,000	1,000
Subtotal, Richland.....	863,192	658,171	865,171
Office of River Protection:			
Waste treatment and immobilization plant commissioning.....	8,000	15,000	15,000
Rad liquid tank waste stabilization and disposition.	719,000	677,460	771,947
Construction:			
15-D-409 Low activity waste pretreatment system...	93,000	56,053	56,053
01-D-16 A-D Waste treatment and immobilization plant.....	---	675,000	---
18-D-16 Waste treatment and immobilization plant - LBL/Direct feed LAW.....	630,000	---	655,000
01-D-16 D High-level waste facility.....	75,000	---	60,000
01-D-16 E Pretreatment facility.....	35,000	15,000	15,000
Total, Construction.....	833,000	746,053	786,053
Subtotal, Office of River Protection.....	1,560,000	1,438,513	1,573,000
Idaho National Laboratory:			
Idaho cleanup and waste disposition.....	420,000	346,026	420,000
Idaho community and regulatory support.....	4,071	3,200	3,200
ID Excess facilities D&D.....	10,000	---	10,000
Total, Idaho National Laboratory.....	434,071	349,226	433,200
NNSA sites and Nevada offsites:			
Lawrence Livermore National Laboratory.....	1,175	1,704	1,704
Separations Process Research Unit.....	4,800	15,000	15,000
Nevada.....	60,136	60,136	60,136
Sandia National Laboratory.....	2,600	2,600	2,600
Los Alamos National Laboratory.....	220,000	191,629	220,000
LLNL Excess facilities D&D.....	100,000	---	25,000
Total, NNSA sites and Nevada off-sites.....	388,711	271,069	324,440
Oak Ridge Reservation:			
OR Nuclear facility D&D.....	118,203	90,221	189,000
U233 disposition program.....	50,311	45,000	52,300
OR Cleanup and disposition.....	71,000	67,000	74,000
Construction:			
17-D-401 On-site waste disposal facility.....	10,000	5,000	10,000
14-D-403 Outfall 200 mercury treatment facility.	17,100	11,274	76,000
Subtotal, Construction.....	27,100	16,274	86,000

DEPARTMENT OF ENERGY  
(Amounts in thousands)

	FY 2018 Enacted	FY 2019 Request	Conference
OR Community & regulatory support.....	5,605	4,711	5,700
OR Technology development and deployment.....	3,000	3,000	3,000
OR Excess facilities D&D.....	125,000	---	---
<b>Total, Oak Ridge Reservation.....</b>	<b>400,219</b>	<b>226,206</b>	<b>410,000</b>
Savannah River Site:			
SR Site risk management operations.....	482,960	517,436	489,460
SR Community and regulatory support.....	11,249	4,749	11,249
SR Radioactive liquid tank waste stabilization and disposition.....	637,105	805,686	696,869
Construction:			
19-D-701 SR Security system replacement.....	---	---	10,000
18-D-402 Saltstone disposal unit #8/9.....	500	37,450	7,577
18-D-402 Emergency Operations Center Replacement, SR.....	500	1,259	1,259
17-D-402 Saltstone disposal Unit #7, SRS.....	30,000	41,243	41,243
05-D-405 Salt waste processing facility, SRS.....	150,000	65,000	130,000
<b>Subtotal, Construction.....</b>	<b>181,000</b>	<b>144,952</b>	<b>190,079</b>
<b>Total, Savannah River Site.....</b>	<b>1,312,314</b>	<b>1,472,823</b>	<b>1,387,657</b>
Waste Isolation Pilot Plant:			
Waste Isolation Pilot Plant.....	270,971	311,695	311,695
Construction:			
15-D-411 Safety significant confinement ventilation system, WIPP.....	86,000	84,212	84,212
15-D-412 Exhaust shaft, WIPP.....	19,600	1,000	1,000
<b>Total, Waste isolation pilot plant.....</b>	<b>376,571</b>	<b>396,907</b>	<b>396,907</b>
Program direction.....	300,000	300,000	298,500
Program support.....	14,979	12,979	12,979
Safeguards and Security.....	298,102	324,434	304,434
Technology development.....	35,000	25,000	25,000
Excess facilities.....	---	150,000	---
Use of prior year balances.....	---	---	-7,577
<b>Subtotal, Defense Environmental Cleanup.....</b>	<b>5,988,048</b>	<b>5,630,217</b>	<b>6,028,600</b>
Rescission.....	---	---	-4,600
<b>TOTAL, DEFENSE ENVIRONMENTAL CLEAN UP.....</b>	<b>5,988,048</b>	<b>5,630,217</b>	<b>6,024,000</b>

OTHER DEFENSE ACTIVITIES

Environment, health, safety and security:			
Environment, health, safety and security.....	130,693	135,194	133,839
Program direction.....	68,253	70,653	69,000
<b>Subtotal, Environment, Health, safety and security</b>	<b>198,946</b>	<b>205,847</b>	<b>202,839</b>
Independent enterprise assessments:			
Independent enterprise assessments.....	24,068	24,068	24,068
Program direction.....	50,863	52,702	52,702
<b>Subtotal, Independent enterprise assessments.....</b>	<b>74,931</b>	<b>76,770</b>	<b>76,770</b>

DEPARTMENT OF ENERGY  
(Amounts in thousands)

	FY 2018 Enacted	FY 2019 Request	Conference
Specialized security activities.....	262,912	254,378	266,378
Office of Legacy Management:			
Legacy management.....	137,674	140,575	140,575
Program direction.....	16,932	18,302	18,302
Subtotal, Office of Legacy Management.....	154,606	158,877	158,877
Defense related administrative support.....	143,000	153,689	151,689
Office of hearings and appeals.....	5,605	5,739	5,739
Use of prior year balances.....	---	-2,000	-2,000
TOTAL, OTHER DEFENSE ACTIVITIES.....	840,000	853,300	860,292
DEFENSE NUCLEAR WASTE DISPOSAL.....	---	30,000	---
TOTAL, ATOMIC ENERGY DEFENSE ACTIVITIES.....	21,497,000	21,604,567	22,112,910
POWER MARKETING ADMINISTRATIONS (1)			
SOUTHEASTERN POWER ADMINISTRATION			
Operation and maintenance:			
Purchase power and wheeling.....	66,070	73,184	68,824
Program direction.....	6,379	6,500	6,500
Subtotal, Operation and maintenance.....	72,449	79,684	75,324
Less alternative financing (PPW).....	-15,070	-13,824	-13,824
Offsetting collections (for PPW).....	-51,000	-59,360	-55,000
Offsetting collections (PD).....	-6,379	-6,500	-6,500
TOTAL, SOUTHEASTERN POWER ADMINISTRATION.....	---	---	---
SOUTHWESTERN POWER ADMINISTRATION			
Operation and maintenance:			
Operating expenses.....	16,680	17,006	17,006
Purchase power and wheeling.....	50,000	93,000	60,000
Program direction.....	31,335	32,995	32,995
Construction.....	14,932	16,875	16,875
Subtotal, Operation and maintenance.....	112,947	159,876	126,876
Less alternative financing (for O&M).....	-9,042	-8,894	-8,894
Less alternative financing (for PPW).....	-10,000	-10,000	-10,000
Less alternative financing (Const).....	-9,417	-12,180	-12,180
Offsetting collections (PD).....	-16,035	-29,695	-29,695
Offsetting collections (for O&M).....	-2,853	-5,707	-5,707
Offsetting collections (for PPW).....	-40,000	-83,000	-50,000
Use of prior year balances.....	-14,200	---	---
TOTAL, SOUTHWESTERN POWER ADMINISTRATION.....	11,400	10,400	10,400
WESTERN AREA POWER ADMINISTRATION			
Operation and maintenance:			
Construction and rehabilitation.....	52,272	32,632	32,632
Operation and maintenance.....	72,407	77,056	77,056
Purchase power and wheeling.....	498,072	567,362	486,396

DEPARTMENT OF ENERGY  
(Amounts in thousands)

	FY 2018 Enacted	FY 2019 Request	Conference
Program direction.....	235,722	238,483	238,483
Subtotal, Operation and maintenance.....	858,473	915,533	834,567
Less alternative financing (for O&M).....	-5,068	-7,758	-7,758
Less alternative financing (for Construction).....	-40,500	-27,077	-27,077
Less alternative financing (for Program Dir.).....	-38,398	-39,136	-39,136
Less alternative financing (for PPW).....	-289,072	-260,954	-260,954
Offsetting collections (for program direction).....	-116,050	-150,761	-150,761
Offsetting collections (for O&M).....	-13,854	-25,009	-25,009
Offsetting collections (P.L. 108-477, P.L. 109-103).....	-209,000	-306,408	-225,442
Offsetting collections (P.L. 98-381).....	-9,306	-9,058	-9,058
Use of prior-year balances.....	-43,853	---	---
TOTAL, WESTERN AREA POWER ADMINISTRATION.....	93,372	89,372	89,372
=====			
FALCON AND AMISTAD OPERATING AND MAINTENANCE FUND			
Operation and maintenance.....	5,048	5,329	4,440
Offsetting collections.....	-3,948	-4,979	-1,340
Less alternative financing.....	-872	-122	-372
Use of prior-year balances.....	---	---	-2,500
TOTAL, FALCON AND AMISTAD O&M FUND.....	228	228	228
=====			
TOTAL, POWER MARKETING ADMINISTRATIONS.....	105,000	100,000	100,000
=====			
FEDERAL ENERGY REGULATORY COMMISSION			
Federal Energy Regulatory Commission.....	367,600	369,900	369,900
FERC revenues.....	-367,600	-369,900	-369,900
Total, FEDERAL ENERGY REGULATORY COMMISSION.....	---	---	---
General Provisions			
Title III Rescissions:			
Northeast gasoline supply reserve sale.....	---	-71,000	---
Strategic Petroleum Reserve crude oil sale.....	---	-15,000	---
Strategic Petroleum Reserve use of sale proceeds.....	---	15,000	---
Total, General Provisions.....	---	-71,000	---
=====			
GRAND TOTAL, DEPARTMENT OF ENERGY.....	34,520,049	30,146,071	35,685,317
(Total amount appropriated).....	(34,569,049)	(30,394,571)	(35,708,917)
(Rescissions).....	(-49,000)	(-248,500)	(-23,600)
=====			

SUMMARY OF ACCOUNTS

Energy efficiency and renewable energy.....	2,321,778	695,610	2,379,000
Electricity delivery and energy reliability.....	248,329	---	---
Cybersecurity, Energy Security, and Emergency Response.....	---	95,800	120,000
Electricity delivery.....	---	61,309	156,000
Nuclear energy.....	1,205,056	757,090	1,326,090
Fossil Energy Research and Development.....	726,817	502,070	740,000
Naval Petroleum & Oil Shale Reserves.....	4,900	10,000	10,000
Strategic petroleum reserve.....	252,000	-124,895	235,000
SPR Petroleum Account.....	8,400	---	10,000
Northeast home heating oil reserve.....	6,500	10,000	10,000
Energy Information Administration.....	125,000	115,035	125,000

DEPARTMENT OF ENERGY  
(Amounts in thousands)

	FY 2018 Enacted	FY 2019 Request	Conference
Non-Defense Environmental Cleanup.....	298,400	218,400	310,000
Uranium enrichment D&D fund.....	840,000	752,749	841,129
Science.....	6,259,903	5,390,972	6,585,000
Nuclear Waste Disposal.....	---	90,000	---
Advanced Research Projects Agency-Energy.....	353,314	---	366,000
Title 17 Innovative technology loan guarantee program.....	23,000	-245,000	18,000
Advanced technology vehicles manufacturing loan pgm....	5,000	1,000	5,000
Tribal Energy Loan Guarantee program.....	1,000	-8,500	1,000
Office of Indian Energy Policy and Programs.....	---	---	18,000
Departmental administration.....	189,652	139,534	165,858
Office of the Inspector General.....	49,000	51,330	51,330
Atomic energy defense activities:			
National Nuclear Security Administration:			
Weapons activities.....	10,642,138	11,017,078	11,100,000
Defense nuclear nonproliferation.....	1,999,219	1,862,825	1,930,000
Naval reactors.....	1,620,000	1,788,618	1,788,618
Federal Salaries and Expenses.....	407,595	422,529	410,000
Subtotal, National Nuclear Security Admin.....	14,668,952	15,091,050	15,228,618
Defense environmental cleanup.....	5,988,048	5,630,217	6,024,000
Other defense activities.....	840,000	853,300	860,292
Defense nuclear waste disposal.....	---	30,000	---
Total, Atomic Energy Defense Activities.....	21,497,000	21,604,567	22,112,910
Power marketing administrations (1):			
Southeastern Power Administration.....	---	---	---
Southwestern Power Administration.....	11,400	10,400	10,400
Western Area Power Administration.....	93,372	89,372	89,372
Falcon and Amistad operating and maintenance fund...	228	228	228
Total, Power Marketing Administrations.....	105,000	100,000	100,000
Federal Energy Regulatory Commission:			
Salaries and expenses.....	367,600	369,900	369,900
Revenues.....	-367,600	-369,900	-369,900
General Provisions.....	---	-71,000	---
Strategic Petroleum Reserve crude oil sale.....	---	-15,000	---
Strategic Petroleum Reserve use of sale proceeds.....	---	15,000	---
Total Summary of Accounts, Department of Energy...	34,520,049	30,146,071	35,685,317

1/ Totals include alternative financing costs, reimbursable agreement funding, and power purchase and wheeling expenditures. Offsetting collection totals reflect funds collected for annual expenses, including power purchase and wheeling

#### TITLE IV— INDEPENDENT AGENCIES

The budget request proposes to eliminate the Delta Regional Authority, Denali Commission, and Northern Border Regional Commission. The budget requests funding to conduct closeout of the agencies in fiscal year 2019. Because Congress strongly opposes the termination of these agencies, the agreement includes funding to continue their activities. The Administration shall continue all activities funded by this Act as well as follow directive language included in this report. No funds shall be used for the planning of or implementation of termination of these agencies.

#### APPALACHIAN REGIONAL COMMISSION

The conferees provide \$165,000,000 for the Appalachian Regional Commission (ARC).

The agreement includes the following direction in lieu of all direction included in the House and Senate reports.

To diversify and enhance regional business development, \$10,000,000 is provided to continue the program of high-speed broadband deployment in distressed counties within the Central Appalachian region that have been most negatively impacted by the downturn in the coal industry. This funding shall be in addition to the 30 percent directed to distressed counties.

Within available funds, \$73,000,000 is provided for base funds and \$50,000,000 is for the POWER Initiative to support communities, primarily in Appalachia, that have been adversely impacted by the closure of coal-powered generating plants and a declining coal industry by providing resources for economic diversification, job creation, job training, and other employment services.

Within available funds, not less than \$16,000,000 is provided for a program of industrial site and workforce development in Southern and South Central Appalachia, focused primarily on the automotive supplier sector and the aviation sector. Up to \$13,500,000 of that amount is provided for activities in Southern Appalachia. The funds shall be distributed to States that have distressed counties in Southern and South Central Appalachia using the ARC Area Development Formula.

Within available funds, the agreement provides \$16,000,000 for a program of basic infrastructure improvements in distressed counties in Central Appalachia. Funds shall be distributed according to ARC's distressed counties formula and shall be in addition to the regular allocation to distressed counties.

In addition, the ARC is directed to engage in a partnership with a rural consortium that includes academic entities, rural health care providers, and economic development entities in order to develop information and data on overall agricultural and human health issues, how economic distress can be overcome through addressing these issues, and strategies for implementing solutions. The ARC is directed to provide to the Committees on Appropriations of both Houses of Congress not later than one year after the enactment of this Act a report describing activities in support of this effort.

DEFENSE NUCLEAR FACILITIES SAFETY BOARD  
SALARIES AND EXPENSES

The conferees provide \$31,000,000 for the Defense Nuclear Facilities Safety Board. The conferees include a provision that prohibits implementation of any reform or reorganization plan, including the plan announced on August 15, 2018, unless that plan is specifically authorized in law.

DELTA REGIONAL AUTHORITY  
SALARIES AND EXPENSES

The conferees provide \$25,000,000 for the Delta Regional Authority (DRA).

Within available funds, the agreement provides not less than \$10,000,000 for flood control, basic public infrastructure development, and transportation improvements, which shall be allocated separate from the State formula funding method. The agreement does not include a statutory waiver with regard to DRA's priority of funding. The DRA is further directed to focus on activities relating to basic public infrastructure and transportation infrastructure before allocating funding toward other priority areas.

DENALI COMMISSION

The conferees provide \$15,000,000 for the Denali Commission.

NORTHERN BORDER REGIONAL COMMISSION

The conferees provide \$20,000,000 for the Northern Border Regional Commission.

Within available funds, not less than \$4,000,000 is provided for initiatives that seek to address the decline in forest-based economies throughout the region. The agreement includes legislative language regarding the management of the Northern Border Regional Commission in fiscal year 2019.

SOUTHEAST CRESCENT REGIONAL COMMISSION

The conferees provide \$250,000 for the Southeast Crescent Regional Commission.

NUCLEAR REGULATORY COMMISSION  
SALARIES AND EXPENSES

The Commission's mission is to ensure the safety and security of the nation's use of nuclear power and nuclear materials and protect the workers and public who use and benefit from these materials and facilities. The agreement provides \$898,350,000 for Nuclear Regulatory Commission (Commission)



salaries and expenses. This amount is offset by estimated revenues of \$770,477,000, resulting in a net appropriation of \$127,873,000. The agreement includes \$10,300,000 for activities related to the development of regulatory infrastructure for advanced nuclear reactor technologies and \$16,080,000 for international activities, which are not subject to the Commission's general fee recovery collection requirements. The agreement directs the use of \$20,000,000 in prior-year unobligated balances.

The agreement includes the following direction in lieu of all direction included in the House and Senate reports:

*Nuclear Reactor Safety.*—The agreement includes \$469,767,000 for Nuclear Reactor Safety. This control point includes the Commission's Operating Reactors and New Reactors business lines.

*Integrated University Program.*—The agreement includes \$15,000,000 for the Integrated University Program. Of this amount, \$5,000,000 is to be used for grants to support projects that do not align with programmatic missions but are critical to maintaining the discipline of nuclear science and engineering.

*Nuclear Materials and Waste Safety.*—The agreement includes \$108,609,000 for Nuclear Materials and Waste Safety. Included within this control point are the Fuel Facilities, Nuclear Material Users, and Spent Fuel Storage and Transportation business lines.

*Decommissioning and Low-Level Waste.*—The agreement includes \$25,393,000 for Decommissioning and Low-Level Waste.

*Corporate Support.*—The agreement includes \$299,581,000 for Corporate Support. The agreement provides, within available funds, not more than \$9,500,000 for the salaries, travel, and other support costs for the Office of the Commission. These salaries and expenses shall include only salaries and benefit and travel costs, and are not to include general, administrative, or infrastructure costs. The use and expenditure of these funds shall be jointly managed through majority vote of the Commission. The Commission shall continue to include a breakout and explanation of the Commission salaries and expenses in its annual budget requests. If the Commission wishes to change the composition of the funds in future years, it must do so in an annual budget request or through a reprogramming.

*Budget Execution Plan.*—The Commission shall provide a specific budget execution plan to the Committees on Appropriations of both Houses of Congress not later than 30 days after the enactment of this Act. The plan shall include details at the product line level within each of the control points.

*Unobligated Balances from Prior Appropriations.*—The Commission carries unobligated balances from appropriations received prior to fiscal year 2018. The agreement requires the use of \$20,000,000 of these balances, derived from fee-based activities. The Commission is directed to apply these savings in a manner that continues to ensure the protection of public health and safety and maintains the effectiveness of the current inspection program. Because the Commission has already collected fees corresponding to these activities in prior years, the agreement does not include these funds within the fee base calculation for determining authorized revenues and does not provide authority to collect additional offsetting receipts for their use. Any remaining unobligated balances carried forward from prior years are subject to the

reprogramming guidelines in section 402 of the Act, and shall only be used to supplement appropriations consistent with those guidelines.

*Rulemaking.*—The Commission shall submit to the Committees on Appropriations of both Houses of Congress a list of all rulemaking activities planned, to include their priority, schedule, and actions taken to adhere to the backfit rule, in the annual budget request and the semi-annual report to Congress on licensing and regulatory activities.

*Transformation Initiative.*—The Transformation Initiative is intended to enhance the Commission’s ability to evaluate and regulate new and novel technologies – such as accident tolerant fuels, new materials and new manufacturing approaches, big data, digital instrumentation and controls, and small modular and advanced reactor designs – that will challenge the Commission’s current regulatory framework. In future budget requests, the Commission is directed to include concrete proposals developed under the Initiative and to reflect savings achieved from their implementation.

*Accident Tolerant Fuels.*—Not later than 180 days after the date of enactment of this Act, the Commission shall submit to the Committees on Appropriations of both Houses of Congress a plan describing the Commission’s activities with respect to the testing of materials, the development of consensus standards, and the validation of computer codes and how these activities will be integrated with the work of external organizations. The plan shall describe how the Advanced Test Reactor, the Transient Reactor Test Facility, and the Halden Reactor support these efforts.

*Digital Instrumentation and Control.*—Not later than 90 days after the date of enactment of this Act, the Commission shall submit to the Committees on Appropriations of both Houses of Congress a report describing approaches to permitting the use of digital instrumentation and control in safety applications outside of the nuclear industry. The report shall discuss whether the permitting approaches used in non-nuclear applications would be acceptable in nuclear applications, and if not, explain why not.

*Reporting Requirements.*—The agreement directs the Commission to continue to provide to the Committees on Appropriations of both Houses of Congress a quarterly report on licensing goals and right-sizing commitments, as described in the explanatory statement for Public Law 114–113.

<i>(dollars in thousands)</i>	Conference
Nuclear Reactor Safety	469,767
Integrated University Program	15,000
Nuclear Materials And Waste Safety	108,609
Decommissioning And Low-Level Waste	25,393
Corporate Support	299,581
Use Of Prior-Year Balances	-20,000
Total, Nuclear Regulatory Commission	898,350

OFFICE OF INSPECTOR GENERAL

The agreement includes \$12,609,000 for the Office of Inspector General in the Nuclear Regulatory Commission. This amount is offset by revenues of \$10,355,000, for a net appropriation of \$2,254,000.

The agreement includes \$1,103,000 to provide inspector general services for the Defense Nuclear Facilities Safety Board.

NUCLEAR WASTE TECHNICAL REVIEW BOARD  
SALARIES AND EXPENSES

The conferees provide \$3,600,000 for the Nuclear Waste Technical Review Board.

GENERAL PROVISIONS—INDEPENDENT AGENCIES

The conferees include a provision instructing the Nuclear Regulatory Commission on responding to congressional requests for information.

The conferees include a provision relating to reprogramming.

TITLE V—GENERAL PROVISIONS  
(INCLUDING TRANSFER OF FUNDS)

The conferees include a provision relating to lobbying restrictions.

The conferees include a provision relating to transfer authority. No additional transfer authority is implied or conveyed by this provision. For the purposes of this provision, the term “transfer” shall mean the shifting of all or part of the budget authority in one account to another. In addition to transfers provided in this Act or other appropriations Acts, and existing authorities, such as the Economy Act (31 U.S.C. 1535), by which one part of the United States Government may provide goods or services to another part, the Act allows transfers using Section 4705 of the Atomic Energy Defense Act (50 U.S.C. 2745) and 15 U.S.C. 638 regarding SBIR/STTR.

The conferees include a provision prohibiting funds to be used in contravention of the executive order entitled “Federal Actions to Address Environmental Justice in Minority Populations and Low-Income Populations.”

The conferees include a provision prohibiting the use of funds to establish or maintain a computer network unless such network blocks the viewing, downloading, and exchanging of pornography, except for law enforcement investigation, prosecution, or adjudication activities.

The conferees include a provision providing for an additional amount for the Bureau of Reclamation.

~~{INSERT TABLE}~~

Insert 62a-62i

DIVISION A, ENERGY AND WATER DEVELOPMENT, AND RELATED AGENCIES APPROPRIATIONS ACT, 2019  
(Amounts in thousands)

	FY 2018 Enacted	FY 2019 Request	House	Senate	Conference	Conference vs Enacted
-----						
TITLE I - DEPARTMENT OF DEFENSE - CIVIL						
DEPARTMENT OF THE ARMY						
Corps of Engineers - Civil						
Investigations.....	123,000	82,000	129,200	123,000	125,000	+2,000
Construction.....	2,085,000	871,733	2,323,000	2,148,000	2,183,000	+98,000
Mississippi River and Tributaries.....	425,000	244,735	430,000	350,000	368,000	-57,000
Operation and Maintenance.....	3,630,000	2,076,733	3,821,000	3,740,000	3,739,500	+109,500
Regulatory Program.....	200,000	200,000	200,000	200,000	200,000	---
Formerly Utilized Sites Remedial Action Program (FUSRAP).....	139,000	120,000	150,000	120,000	150,000	+11,000
Flood Control and Coastal Emergencies.....	35,000	27,000	35,000	35,000	35,000	---
Expenses.....	185,000	187,000	184,770	193,000	193,000	+8,000
Office of Assistant Secretary of the Army (Civil Works).....	5,000	5,000	5,000	5,000	5,000	---
Harbor Maintenance Trust Fund.....	---	965,132	---	---	---	---
Inland Waterways Trust Fund.....	---	5,250	---	---	---	---
	=====	=====	=====	=====	=====	=====
Total, title I, Department of Defense - Civil... Appropriations.....	6,827,000 (6,827,000)	4,784,583 (4,784,583)	7,277,970 (7,277,970)	6,914,000 (6,914,000)	6,998,500 (6,998,500)	+171,500 (+171,500)

DIVISION A, ENERGY AND WATER DEVELOPMENT, AND RELATED AGENCIES APPROPRIATIONS ACT, 2019  
(Amounts in thousands)

	FY 2018 Enacted	FY 2019 Request	House	Senate	Conference	Conference vs Enacted
<b>TITLE II - DEPARTMENT OF THE INTERIOR</b>						
Central Utah Project						
Central Utah Project Completion Account.....	10,500	7,983	15,000	15,000	15,000	+4,500
Bureau of Reclamation						
Water and Related Resources.....	1,332,124	891,017	1,381,992	1,395,000	1,391,992	+59,868
Central Valley Project Restoration Fund.....	41,376	62,008	62,008	62,008	62,008	+20,632
California Bay-Delta Restoration.....	37,000	35,000	35,000	35,000	35,000	-2,000
Policy and Administration.....	59,000	61,000	61,000	61,000	61,000	+2,000
<b>Total, Bureau of Reclamation.....</b>	<b>1,469,500</b>	<b>1,049,025</b>	<b>1,540,000</b>	<b>1,553,008</b>	<b>1,550,000</b>	<b>+80,500</b>
<b>Total, title II, Department of the Interior.....</b>	<b>1,480,000</b>	<b>1,057,008</b>	<b>1,555,000</b>	<b>1,568,008</b>	<b>1,565,000</b>	<b>+85,000</b>
Appropriations.....	(1,480,000)	(1,057,008)	(1,555,000)	(1,568,008)	(1,565,000)	(+85,000)
<b>TITLE III - DEPARTMENT OF ENERGY</b>						
Energy Programs						
Energy Efficiency and Renewable Energy.....	2,321,778	695,610	2,081,640	2,322,000	2,379,000	+57,222
Electricity Delivery and Energy Reliability.....	248,329	---	---	---	---	-248,329
Cybersecurity, Energy Security, and Emergency Response	---	95,800	147,000	260,000	120,000	+120,000
Electricity Delivery.....	---	61,309	176,000	---	156,000	+156,000

DIVISION A, ENERGY AND WATER DEVELOPMENT, AND RELATED AGENCIES APPROPRIATIONS ACT, 2019  
(Amounts in thousands)

	FY 2018 Enacted	FY 2019 Request	House	Senate	Conference	Conference vs Enacted
Nuclear Energy.....	1,072,056	621,000	1,200,000	1,073,000	1,180,000	+107,944
Defense function.....	133,000	136,090	146,090	133,000	146,090	+13,090
Subtotal.....	1,205,056	757,090	1,346,090	1,206,000	1,326,090	+121,034
Fossil Energy Research and Development.....	726,817	502,070	785,000	727,000	740,000	+13,183
Naval Petroleum and Oil Shale Reserves.....	4,900	10,000	10,000	10,000	10,000	+5,100
Strategic Petroleum Reserve.....	252,000	175,105	252,000	175,105	235,000	-17,000
Sale of crude oil.....	-350,000	-300,000	-300,000	-350,000	-300,000	+50,000
Use of sale proceeds.....	350,000	---	300,000	350,000	300,000	-50,000
Subtotal.....	252,000	-124,895	252,000	175,105	235,000	-17,000
SPR Petroleum Account.....	8,400	---	10,000	8,400	10,000	+1,600
Northeast Home Heating Oil Reserve.....	6,500	10,000	10,000	10,000	10,000	+3,500
Energy Information Administration.....	125,000	115,035	125,000	125,000	125,000	---
Non-defense Environmental Cleanup.....	298,400	218,400	240,000	353,240	310,000	+11,600
Uranium Enrichment Decontamination and Decommissioning Fund.....	840,000	752,749	870,000	840,818	841,129	+1,129
Science.....	6,259,903	5,390,972	6,600,000	6,650,000	6,585,000	+325,097
Nuclear Waste Disposal.....	---	90,000	190,000	---	---	---
Advanced Research Projects Agency-Energy.....	353,314	---	325,000	375,000	366,000	+12,686
Title 17 Innovative Technology Loan Guarantee Program. Offsetting collection.....	33,000 -10,000	10,000 -15,000	32,000 -15,000	33,000 -15,000	33,000 -15,000	--- -5,000



DIVISION A, ENERGY AND WATER DEVELOPMENT, AND RELATED AGENCIES APPROPRIATIONS ACT, 2019  
(Amounts in thousands)

	FY 2018 Enacted	FY 2019 Request	House	Senate	Conference	Conference vs Enacted
Rescission.....	---	-240,000	---	---	---	---
Subtotal.....	23,000	-245,000	17,000	18,000	18,000	-5,000
Advanced Technology Vehicles Manufacturing Loans program.....	5,000	1,000	5,000	5,000	5,000	---
Tribal Energy Loan Guarantee Program.....	1,000	---	1,000	1,000	1,000	---
Rescission.....	---	-8,500	---	---	---	---
Subtotal.....	1,000	-8,500	1,000	1,000	1,000	---
Office of Indian Energy Policy and Programs.....	---	---	---	18,000	18,000	+18,000
Departmental Administration.....	285,652	235,534	275,524	266,000	261,858	-23,794
Miscellaneous revenues.....	-96,000	-96,000	-96,000	-96,000	-96,000	---
Net appropriation.....	189,652	139,534	179,524	170,000	165,858	-23,794
Office of the Inspector General.....	49,000	51,330	51,330	51,330	51,330	+2,330
Total, Energy programs.....	12,918,049	8,512,504	13,421,584	13,325,893	13,472,407	+554,358
Atomic Energy Defense Activities						
National Nuclear Security Administration						
Weapons Activities.....	10,642,138	11,017,078	11,224,000	10,850,000	11,100,000	+457,862

DIVISION A, ENERGY AND WATER DEVELOPMENT, AND RELATED AGENCIES APPROPRIATIONS ACT, 2019  
(Amounts in thousands)

	FY 2018 Enacted	FY 2019 Request	House	Senate	Conference	Conference vs Enacted
-----						
Defense Nuclear Nonproliferation.....	2,048,219	1,862,825	1,902,000	1,902,000	1,949,000	-99,219
Rescission.....	-49,000	---	---	---	-19,000	+30,000
Subtotal.....	1,999,219	1,862,825	1,902,000	1,902,000	1,930,000	-69,219
Naval Reactors.....	1,620,000	1,788,618	1,788,618	1,620,000	1,788,618	+168,618
Federal Salaries and Expenses.....	407,595	422,529	398,529	408,000	410,000	+2,405
Total, National Nuclear Security Administration.	14,668,952	15,091,050	15,313,147	14,780,000	15,228,618	+559,666
Environmental and Other Defense Activities						
Defense Environmental Cleanup.....	5,988,048	5,630,217	5,759,220	5,988,000	6,028,600	+40,552
Rescission.....	---	---	---	---	-4,600	-4,600
Subtotal.....	5,988,048	5,630,217	5,759,220	5,988,000	6,024,000	+35,952
Other Defense Activities.....	840,000	853,300	870,300	840,000	860,292	+20,292
Defense nuclear waste disposal.....	---	30,000	30,000	---	---	---
Total, Environmental and Other Defense Activities.	6,828,048	6,513,517	6,659,520	6,828,000	6,884,292	+56,244
Total, Atomic Energy Defense Activities.....	21,497,000	21,604,567	21,972,667	21,608,000	22,112,910	+615,910

DIVISION A, ENERGY AND WATER DEVELOPMENT, AND RELATED AGENCIES APPROPRIATIONS ACT, 2019  
(Amounts in thousands)

	FY 2018 Enacted	FY 2019 Request	House	Senate	Conference	Conference vs Enacted
-----						
Power Marketing Administrations /1	*					
Operation and maintenance, Southeastern Power						
Administration.....	6,379	6,500	6,500	6,500	6,500	+121
Offsetting collections.....	-6,379	-6,500	-6,500	-6,500	-6,500	-121
Subtotal.....	---	---	---	---	---	---
Operation and maintenance, Southwestern Power						
Administration.....	30,288	45,802	45,802	29,802	45,802	+15,514
Offsetting collections.....	-18,888	-35,402	-35,402	-19,402	-35,402	-16,514
Subtotal.....	11,400	10,400	10,400	10,400	10,400	-1,000
Construction, Rehabilitation, Operation and Maintenance, Western Area Power Administration.....	223,276	265,142	265,142	222,142	265,142	+41,866
Offsetting collections.....	-129,904	-175,770	-175,770	-132,770	-175,770	-45,866
Subtotal.....	93,372	89,372	89,372	89,372	89,372	-4,000
Falcon and Amistad Operating and Maintenance Fund.....	4,176	5,207	5,207	5,207	1,568	-2,608
Offsetting collections.....	-3,948	-4,979	-4,979	-4,979	-1,340	+2,608
Subtotal.....	228	228	228	228	228	---
Total, Power Marketing Administrations.....	105,000	100,000	100,000	100,000	100,000	-5,000

DIVISION A, ENERGY AND WATER DEVELOPMENT, AND RELATED AGENCIES APPROPRIATIONS ACT, 2019  
(Amounts in thousands)

	FY 2018 Enacted	FY 2019 Request	House	Senate	Conference	Conference vs Enacted
<b>Federal Energy Regulatory Commission</b>						
Salaries and expenses.....	367,600	369,900	369,900	369,900	369,900	+2,300
Revenues applied.....	-367,600	-369,900	-369,900	-369,900	-369,900	-2,300
<b>General Provisions</b>						
Title III Rescissions:						
Northeast gasoline supply reserve sale.....	---	-71,000	---	---	---	---
Strategic Petroleum Reserve crude oil sale.....	---	-15,000	---	---	---	---
Strategic Petroleum Reserve use of sale proceeds.....	---	15,000	---	---	---	---
<b>Total, General Provisions.....</b>	---	-71,000	---	---	---	---
<b>=====</b>						
<b>Total, title III, Department of Energy.....</b>	34,520,049	30,146,071	35,494,251	35,033,893	35,685,317	+1,165,268
Appropriations.....	(34,569,049)	(30,394,571)	(35,494,251)	(35,033,893)	(35,708,917)	(+1,139,868)
Rescissions.....	(-49,000)	(-248,500)	---	---	(-23,600)	(+25,400)
<b>=====</b>						
<b>TITLE IV - INDEPENDENT AGENCIES</b>						
Appalachian Regional Commission.....	155,000	152,000	155,000	155,000	165,000	+10,000
Defense Nuclear Facilities Safety Board.....	31,000	31,243	31,243	31,000	31,000	---
Delta Regional Authority.....	25,000	2,500	15,000	25,000	25,000	---
Denali Commission.....	30,000	7,300	15,000	15,000	15,000	-15,000
Northern Border Regional Commission.....	15,000	850	12,000	20,000	20,000	+5,000

DIVISION A, ENERGY AND WATER DEVELOPMENT, AND RELATED AGENCIES APPROPRIATIONS ACT, 2019  
(Amounts in thousands)

	FY 2018 Enacted	FY 2019 Request	House	Senate	Conference	Conference vs Enacted
Southeast Crescent Regional Commission.....	250	---	250	---	250	---
<b>Nuclear Regulatory Commission:</b>						
Salaries and expenses.....	909,137	958,050	953,050	898,350	898,350	-10,787
Revenues.....	-779,768	-805,019	-763,640	-794,219	-770,477	+9,291
Rescission.....	-68	---	---	---	---	+68
Subtotal.....	129,301	153,031	189,410	104,131	127,873	-1,428
Office of Inspector General.....	12,859	12,609	12,609	12,609	12,609	-250
Revenues.....	-10,555	-10,355	-10,355	-10,355	-10,355	+200
Subtotal.....	2,304	2,254	2,254	2,254	2,254	-50
<b>Total, Nuclear Regulatory Commission.....</b>	131,605	155,285	191,664	106,385	130,127	-1,478
Appropriations.....	(131,673)	(155,285)	(191,664)	(106,385)	(130,127)	(-1,546)
Rescissions.....	(-68)	---	---	---	---	(+68)
Nuclear Waste Technical Review Board.....	3,600	3,600	3,600	3,600	3,600	---
<b>Total, title IV, Independent agencies.....</b>	391,455	352,778	423,757	355,985	389,977	-1,478
Appropriations.....	(391,523)	(352,778)	(423,757)	(355,985)	(389,977)	(-1,546)
Rescissions.....	(-68)	---	---	---	---	(+68)

DIVISION A, ENERGY AND WATER DEVELOPMENT, AND RELATED AGENCIES APPROPRIATIONS ACT, 2019  
(Amounts in thousands)

	FY 2018 Enacted	FY 2019 Request	House	Senate	Conference	Conference vs Enacted
<hr/>						
TITLE V - GENERAL PROVISIONS						
Title V Additional Appropriation.....	---	---	---	---	21,400	+21,400
<hr/>						
Total, Title V, General Provisions.....	---	---	---	---	21,400	+21,400
<hr/>						
Grand total.....	43,218,504	36,340,440	44,750,978	43,871,886	44,660,194	+1,441,690
Appropriations.....	(43,267,572)	(36,588,940)	(44,750,978)	(43,871,886)	(44,683,794)	(+1,416,222)
Rescissions.....	(-49,068)	(-248,500)	---	---	(-23,600)	(+25,468)
<hr/>						

1/ Totals adjusted to net out alternative financing costs, reimbursable agreement funding, and power purchase and wheeling expenditures. Offsetting collection totals only reflect funds collected for annual expenses, excluding power purchase wheeling

## DIVISION B – LEGISLATIVE BRANCH APPROPRIATIONS ACT, 2019

The following is an explanation of the effects of Division B, which makes appropriations for the Legislative Branch for fiscal year 2019. Unless otherwise noted, reference to the House and Senate reports are to House Report 115-696 and Senate Report 115-274. The language included in these reports should be complied with and carry the same emphasis as the language included in the explanatory statement, unless specifically addressed to the contrary in this explanatory statement. While repeating some report language for emphasis, this explanatory statement does not intend to negate the language referred to above unless expressly provided herein.

*Reprogramming Guidelines:* It is expected that all agencies notify the Committees on Appropriations of the House and the Senate of any significant departures from budget plans presented to the Committees in any agency's budget justifications. In particular, agencies funded through this bill are required to notify the Committees prior to each reprogramming of funds in excess of the lesser of 10 percent or \$750,000 between programs, projects or activities, or in excess of \$750,000 between object classifications (except for shifts within the pay categories, object class 11, 12, and 13 or as further specified in each agency's respective section). This includes cumulative reprogrammings that together total at least \$750,000 from or to a particular program, activity, or object classification as well as reprogramming full time equivalents (FTE) or funds to create new organizational entities within the agency or to restructure entities which already exist. The Committees desire to be notified of reprogramming actions which involve less than the above-mentioned amounts if such actions would have the effect of changing an agency's funding requirements in future years or if programs or projects specifically cited in the Committees' reports are affected.

*Inspector General Budgets:* The conferees believe it is important to ensure independence between Legislative Branch Inspectors General (IG) and their respective reporting agencies and expect to see a separate section in each agency's fiscal year 2020 budget justification reflecting a detailed budget request for the agency's IG Office. Additionally, the conferees direct each IG to keep the Committees fully apprised of its funding needs, and the conferees direct each agency not to interfere with or require approval for such communications.

## TITLE I

### SENATE

The agreement includes \$934,666,642 for Senate operations. This item relates solely to the Senate, and is in accordance with long practice under which each body determines its own housekeeping requirements and the other concurs without intervention.

*Senate Employees' Child Care Center (SECCC):* In lieu of language included in Senate Report 115-274, the agreement directs the Government Accountability Office (GAO) to review the current operations of the SECCC. GAO must receive input from related constituencies including SECCC Board Members and the Executive Director. GAO shall conduct a study and provide its findings to the Committee on Appropriations and the Committee on Rules and Administration no later than 180 days after enactment of this act. The study shall: examine the current statutory impediments to and feasibility of incorporating the SECCC into either the office of the Sergeant at Arms or the office of the Secretary of the Senate; the current costs to operate the facility, including capital, operating, salaries, benefits and other expenses and how those might convey to one of the Senate entities named; investigate the creation and operation of a revolving fund by which tuition and other payments may be received; detail the best method of dissolving the 501(c)(3) that currently runs the SECCC; and recommend a personnel process to govern hires, transfers, promotions, and approvals for training. The study should also include an accounting of the SECCC's requirements to maintain certification and licensing as a certified and/or accredited child care and child development facility in the District of Columbia. That accounting should also include any requirements for insurance or other liability protections for the staff or the facility. The study should disclose all costs associated with the operation of the center that are currently incurred by the SECCC, the Architect of the Capitol, the Senate Sergeant at Arms, and the Secretary of the Senate. When developing its findings, the Committee strongly encourages GAO to consider the structure and capacity of child care facilities that serve employees of other Legislative Branch agencies, the House of Representatives, and Executive Branch agencies. The conferees further direct the Comptroller General to brief the Committee on Rules and



Administration not later than 90 days after enactment on preliminary findings of the Comptroller General's evaluation, with the report to follow at a date to be determined at the time of the briefing.

In lieu of language included in Senate Report 115-274, the agreement includes the following:

*Senate Staff Compensation Review:* Ensuring Senate staff compensation is competitive and fair is critical to attracting and retaining highly-qualified staff. The Secretary of the Senate is directed to conduct a review, or contract with an independent external entity to conduct a review, of the salaries and benefits of staff employed by Senators' offices and Senate Committees to evaluate the extent to which Senate staff receive similar pay for similar work, both internally and externally to the Senate. The review must consider job responsibilities, experience, and outside qualifications, including education, for such comparisons. Providing such compensation data is strictly voluntary for any Senator's office or Senate Committee, and any such office may direct that its data be excluded from any data provided for the review. The review should note how many offices, in the aggregate, chose not to participate. The Secretary, or contracting entity, must also take all reasonable and necessary steps to ensure that the data gathered is securely protected and kept confidential. The Committee directs that such a review be started, or contracted out, within 12 months of enactment and that a report summarizing such review be submitted, within 18 months of enactment, to the Committee on Appropriations and upon request to any Senator. Such report must provide summaries of such comparisons and exclude any information that could be used to identify any individual, any Senators' office, any Committee, or any other entity of the Senate, similar to reports published in 2001 and 2006.

*Senate Intern Compensation:* The agreement reiterates directives included in Senate Report 115-274 related to Senate Intern Compensation and notes that \$5,000,000 is provided for such purpose.

*Death Gratuity:* Consistent with tradition, the agreement provides \$174,000 to the widow of Senator John Sidney McCain III.

## Administrative Provisions

The agreement provides for unspent amounts remaining in Senators' Official Personnel and Office Expense Account to be used for deficit or debt reduction; amends the Federal Election Campaign Act relating to electronic filings; and extends the authority as provided for in section 21(d) of Senate Resolution 64 of the 113<sup>th</sup> Congress, as amended by section 178 of Public Law 114-223.

## HOUSE OF REPRESENTATIVES

The agreement includes \$1,232,663,035 for House operations. This item relates solely to the House, and is in accordance with long practice under which each body determines its own housekeeping requirements and the other concurs without intervention.

### Chief Administrative Office

*House Campus Food Service:* The conferees commend the Chief Administrative Officer (CAO) for the addition of several branded options to the House campus and encourage the CAO to continue exploring opportunities to add more.

*Members Dining Room (MDR):* Dating back to 1858, the MDR has provided a social space where Members meet with one another and with their constituents. This is a unique and special experience for visitors of all ages. There have been ongoing concerns over the years regarding improvements to food service and quality in the MDR. The conferees direct the Chief Administrative Officer to explore applying the branded option concept to the dining room in an effort to provide consistent service, better food selection, and quality food to Members and their guests.

The CAO is to report back to the appropriate stakeholders regarding options and timelines within 90 days.

## Office of the Legislative Counsel of the House

*Funding:* The House Office of Legislative Counsel (HOLC) staffing has not increased proportionally to meet Member expectations for drafting assistance. The HOLC has recently experienced a loss of key personnel, including to the executive branch. While the current Legislative Counsel is to be commended for his strategic management approach and successful recruitment of talented personnel, the HOLC needs additional resources to hire and retain additional attorneys, paralegals, and administrative staff. An additional \$2,000,000 is provided so that HOLC will be better positioned over the long-term to meet its statutory responsibility and support Members and staff throughout the legislative process. The conferees specifically expect HOLC to ensure the availability of drafting assistance to Members, committees and leadership offices when legislative activity is expected or legislative deadlines are approaching.

*Paid Internships:* The conferees believe that House internships should be available to the broadest possible pool of candidates who have the ability and interest to serve. Unpaid internships can be an impediment to otherwise qualified candidates who cannot independently afford to work without pay. One important step to expanding the opportunity for public service within the House is to provide interns financial compensation via a salary.

The underlying bill provides up to \$20,000 per Member office for the sole purpose of paid internships. The paid internship positions shall not count against the number of employees who may be employed by a Member of the House under 2 U.S.C. 5321. The Committee on House Administration will promulgate rules and regulations on the implementation of this new authority.

## Administrative Provisions

The agreement provides for unspent amounts remaining in Members' Representational Allowances account to be used for deficit or debt reduction; prohibits the delivery of bills and resolutions; prohibits the delivery of printed copies of the Congressional Record; places a limitation on amount available to lease vehicles; places a limitation on print copies of the U.S.

Code; prohibits delivery of reports of disbursements, daily calendars, and the Congressional Pictorial Directory; repeal of authorizations for former Speakers; and transfer authority.

JOINT ITEMS  
JOINT ECONOMIC COMMITTEE

The agreement includes \$4,203,000 for salaries and expenses.

JOINT COMMITTEE ON TAXATION

The agreement includes \$11,169,000 for salaries and expenses.

OFFICE OF THE ATTENDING PHYSICIAN

The agreement includes \$3,798,000.

OFFICE OF CONGRESSIONAL ACCESSIBILITY SERVICES  
SALARIES AND EXPENSES

The agreement includes \$1,486,000 for salaries and expenses.

CAPITOL POLICE  
SALARIES

The agreement includes \$374,804,000 for salaries of the Capitol Police (USCP). The increase includes necessary half year funds to provide full year funding for those sworn hired from fiscal year 2018 funding to staff the House Garage Security initiative and limited prescreening; half year funding to fully fund 48 civilian positions hired from fiscal year 2018 funding that will replace positions currently staffed by sworn officers, who will be redeployed to meet critical mission requirements and provide immediate personnel utility; and additional half year funds in fiscal year 2019 for the hiring of 72 sworn and 21 civilian positions for additional sworn

prescreeners at office buildings and the implementation of enhanced screening at the Capitol Visitor Center, as well as one position for the USCP Office of Inspector General. No more than \$43,668,000 is recommended for overtime in fiscal year 2019. This provides for approximately 665,000 hours of additional duty.

*Risk-Based Protections for Members of Congress:* As highlighted by the 2017 shooting in Alexandria, Virginia, evolving threats to Congress include the physical targeting of Members of Congress. In addition to securing the Capitol campus, the conferees find that ensuring the continuity of government must include protecting the physical security of Members. This bill includes \$1,000,000 to enhance Member security outside of the Capitol campus in the National Capital Region, as warranted by risk-based analyses. Such funds may be used to reimburse local law enforcement and/or support additional dignitary protection teams to be assigned on a flexible and dynamic basis. The conferees further expect the USCP to adopt Inspector General recommendations on improving the effectiveness of USCP units, including those other than the Uniformed Services Bureau, to better position the USCP to expand off-campus security for Members. The USCP is directed to report to the Committees within 90 days of enactment on plans for utilizing the increased funding for off-campus Member security in the National Capital Region, including cost estimates for expanding such efforts. The USCP is also directed to include in such report a recommendation to the Committees on specific features of such events that may warrant a threat assessment. Such recommendation should be made in a format that could better inform Members and staff of events that may need to be alerted to the USCP.

*Use of Grounds:* The conferees understand the need to maintain safety and order on the Capitol grounds and the USCP is commended for their efforts. Given the family-style neighborhood that the Capitol shares with the surrounding community the conferees continue to instruct the Capitol Police to forebear enforcement of 2 U.S.C. 1963 (“an act to protect the public property, turf, and grass of the Capitol Grounds from injury”) and the Traffic Regulations for the United States Capitol Grounds when encountering snow sledders on the grounds.

*Horse Mounted Unit:* For a period of time prior to fiscal year 2006 the USCP operated a six-person Horse Mounted Unit (HMU). The non-personnel start-up costs and annual operating

budget required to have a dedicated USCP HMU at this time would take resources away from USCP priorities. However, some believe that having a HMU occasionally patrol the Capitol campus could be beneficial both from an aesthetic and security perspective. The USCP is directed to provide a report to the Committees within 90 days of enactment that explores the possibility of entering into a memorandum of understanding with the United States Park Police (USPP) and the Metropolitan Police Department to provide HMU support around the Capitol campus. The report must address all aspects of such MOU, including any anticipated direct costs and any reimbursement payments. The report must also provide a detailed analysis of the security improvements that could be made under such an MOU, including accounting for the potential frequency of USPP and MPD HMU presence on the campus.

*USCP Office of Inspector General:* The agreement includes funds to support not less than six FTEs within the USCP Office of Inspector General.

#### GENERAL EXPENSES

The agreement includes \$81,504,000 for general expenses of the Capitol Police.

#### OFFICE OF COMPLIANCE SALARIES AND EXPENSES

The agreement includes \$6,332,670 for salaries and expenses.

*Compliance and Training Additional Resources:* The conferees recognize the continued work on reforming the Congressional Accountability Act (CAA) and the process by which harassment and discrimination are reported in the workplace. In support of the ongoing CAA reform efforts and the increasing role and expectations of the Office of Compliance (OOC) including training of Legislative Branch offices and agencies, which includes the addition of the Library of Congress earlier this year, the agreement provides an additional \$1,373,670 above the fiscal year 2018 enacted level.

CONGRESSIONAL BUDGET OFFICE  
SALARIES AND EXPENSES

The agreement includes \$50,737,000 for salaries and expenses.

*Responsiveness to Congress:* The Congressional Budget Office (CBO) provides Congress with estimates and analyses which can play an influential role in the legislative process. The conferees support the CBO's initiatives to improve responsiveness to Congress. To better understand the needs of the agency with respect to these initiatives, the conferees request additional details and plans for current and future efforts. Specifically, the conferees request information pertaining to the allocation of time and resources spent on formal cost estimates versus informal cost estimates and an update on the agency's plans to enhance the tracking of this information.

ARCHITECT OF THE CAPITOL

The agreement includes \$733,745,000 for the activities of the Architect of the Capitol (AOC).

Office of Inspector General (OIG): Within funds provided the conferees direct the AOC OIG to employ not fewer than 14 full-time equivalent positions during fiscal year 2019.

CAPITAL CONSTRUCTION AND OPERATIONS

The agreement includes \$103,962,000 for Capital Construction and Operations.

With respect to operations and projects, the following is agreed to:

Operating Budget:	\$103,962,000
Total, Capital Construction and Operations	\$103,962,000

CAPITOL BUILDING

The agreement includes \$43,992,000, for maintenance, care, and operation of the Capitol, of which \$17,344,000 shall remain available until September 30, 2023.

With respect to operations and projects, the following is agreed to:

Operating Budget:	\$26,648,000
Project Budget:	
Security Improvements, House Chamber, USC	4,857,000
Senate Reception Room Restoration and Conservation, USC	4,363,000
Fire Alarm System Upgrade, USC	2,525,000
Conservation of Fine and Architectural Art	599,000
Minor Construction	<u>5,000,000</u>
	17,344,000
Total, Capitol Building	\$43,992,000

#### CAPITOL GROUNDS

The agreement includes \$16,761,000 for the care and improvements of the grounds surrounding the Capitol, House and Senate office buildings, and the Capitol Power Plant, of which \$5,519,000 shall remain available until September 30, 2023.

With respect to operations and projects, the following is agreed to:

Operating Budget:	\$11,242,000
Project Budget:	
Light Pole Structural Repairs and Improvements, Phase III-VI	2,519,000
Minor Construction	<u>3,000,000</u>
	5,519,000
Total, Capitol Grounds	\$16,761,000

#### HOUSE OFFICE BUILDINGS



The agreement includes \$197,098,000 for the care and maintenance of the House Office Buildings, of which \$65,552,000 shall remain available until September 30, 2023 and \$62,000,000 shall remain available until expended.

Operating Budget:	\$59,546,000
Project Budget:	
Garage Interior Rehabilitation, Phase IV, RHOB	32,721,000
Security Enhancements, Phase IV and V, HOB	22,171,000
CAO Project Support	3,660,000
Restoration & Renovation, CHOB	62,000,000
Minor Construction	<u>7,000,000</u>
	127,552,000
House Office Buildings (base program)	\$187,098,000
House Historic Buildings Revitalization Trust Fund	10,000,000
Total, House Office Buildings	\$197,098,000

This item relates solely to the House and is in accordance with long practice under which each body determines its own housekeeping requirements, and the other concurs without intervention.

*Cannon Tunnel Improvements:* The tunnel connecting the Cannon House Office Building and the Capitol Building is the path many visitors travel in route to visiting the Capitol. The current condition of the Cannon tunnel is that of a basement ambience. Furthermore the tunnel is subject to leaks which have recently caused the tunnel to be closed. The Architect of the Capitol, in consultation with the Clerk of the House, is directed to develop a comprehensive plan to enhance the tunnel. The plan should include cost estimates, timeline, and renderings to improve the welcoming experience as visitors make their way to the Capitol.

*Capitol South Metro Station Arrival Area:* The conferees recognize the symbolism of the Capitol complex to our nation and around the world. A desire exists to make improvements to the welcoming experience as visitors arrive at the campus. The Architect of the Capitol is directed to further study, evaluate, and develop designs for the transformation of First Street, SE into a more

welcoming environment with specific improvements targeted to creating a safe and secure arrival area at the Capitol South Metro station.

### SENATE OFFICE BUILDINGS

The agreement includes \$93,562,000 for the maintenance, care and operation of the Senate Office Buildings, of which \$31,162,000 shall remain available until September 30, 2023.

Operating Budget:	\$62,400,000
Project Budget:	
Emergency Generator Replacement, HSOB	850,000
Fire Alarm Upgrade, DSOB	606,000
Exterior Envelope Repair & Restoration, Phases IV and V, RSOB	24,706,000
Minor Construction	<u>5,000,000</u>
	31,162,000
Total, Senate Office Buildings	\$93,562,000

This item relates solely to the Senate and is in accordance with long practice under which each body determines its own housekeeping requirements, and the other concurs without intervention.

### CAPITOL POWER PLANT

In addition to the \$9,000,000 made available from receipts credited as reimbursements to this appropriation, the agreement includes \$114,050,000 for maintenance, care and operation of the Capitol Power Plant, of which \$31,362,000 shall remain available until September 30, 2023.

With respect to operations and projects, the following is agreed to:

Operating Budget:	\$91,688,000
Project Budget:	
Cooling Tower Renovation and Electrical Upgrades, Phase IV	21,215,000
Tunnel Waterproofing, Y Tunnel	4,709,000

Switchgear B & Pump Replacement, RPR, Phase VI	724,000
Condenser Water Pump and HVAC Replacement, RPR, Phase VII	714,000
Minor Construction	<u>4,000,000</u>
	31,362,000
Subtotal, Capitol Power Plant	\$123,050,000
Offsetting Collections	<u>(9,000,000)</u>
Total, Capitol Power Plant	\$114,050,000

### LIBRARY BUILDINGS AND GROUNDS

The agreement includes \$68,525,000 for Library of Congress Buildings and Grounds, of which \$40,403,000 shall remain available until September 30, 2023.

With respect to operations and projects, the following is agreed to:

Operating Budget:	\$28,122,000
Project Budget:	
North Exit Stair B, Phase II, TJB	18,090,000
Emergency Lighting System Upgrade, TJB	7,490,000
Book Conveyor System Removal and In-Fill, JMMB	4,762,000
Exterior Masonry and Envelope Repairs, TJB	2,149,000
Fire Alarm and Audibility Upgrade, JMMB	1,622,000
ESPC Management Program, LBG	1,790,000
National Library Service Relocation Design	2,000,000
Minor Construction	<u>2,500,000</u>
	40,403,000
Total, Library Buildings and Grounds	\$68,525,000

### CAPITOL POLICE BUILDINGS, GROUNDS, AND SECURITY

The agreement includes \$57,714,000 for Capitol Police Buildings, Grounds, and Security, of which \$31,777,000 shall remain available until September 30, 2023.

With respect to operations and projects, the following is agreed to:

Operating Budget:	\$25,937,000
Project Budget:	
Chiller Replacement and Chilled Water System Expansion, Phase I, ACF	15,477,000
Barrier Lifecycle and Perimeter Security Kiosk Replacement, Phase III	8,300,000
South Door Screening Center Design and Initial Construction, USC	3,000,000
Minor Construction	<u>5,000,000</u>
	31,777,000
Total, Capitol Police Buildings, Grounds, and Security	\$57,714,000

*Alternate Computing Facility (ACF):* The conferees direct the AOC to develop and present a multi-year strategic plan for the use of the ACF and associated costs estimates to meet the plan. The conferees direct the AOC to work with their stakeholders and Committees of jurisdiction when developing the plan. Additionally, as part of the analysis for developing the strategic plan the AOC is directed to work with the Uptime Institute or equivalent certifying authority to have a third-party assessment of the data center at the ACF.

#### BOTANIC GARDEN

The agreement includes \$14,759,000 for salaries and expenses for the Botanic Garden, of which \$3,559,000 shall remain available until September 30, 2023.

With respect to operations and projects, the following is agreed to:

Operating Budget:	\$11,200,000
Project Budget:	
Security Upgrade, BGC	959,000
Minor Construction	<u>2,600,000</u>
	3,559,000
Total, Botanic Garden	\$14,759,000

## CAPITOL VISITOR CENTER

The agreement includes \$23,322,000 for the Capitol Visitor Center.

### ADMINISTRATIVE PROVISIONS

The agreement prohibits payments of bonuses to contractors behind schedule or over budget; prohibits expenditure of funds for scrims for projects performed by the Architect of the Capitol; allows interagency transfers of funds to support the security needs of Congress; amends the small purchase threshold; authorizes details of employees; and authorizes employees to accept reimbursement of expenses for attending meetings and other functions in an official capacity.

*Acceptance of Travel Expenses from Non-Federal Sources:* The Architect of the Capitol is directed to update its Ethics Order to incorporate this new authority as well as including the requirement applicable to executive branch agencies that the Architect of the Capitol submit semi-annual reports on all expenses paid in amounts greater than \$250.

## LIBRARY OF CONGRESS

### SALARIES AND EXPENSES

The agreement includes \$474,052,000 in direct appropriations and authority to spend receipts of \$6,000,000, for a total of \$480,052,000.

This amount includes \$2,383,000 for the Veterans History Project and \$8,653,000 for the Teaching with Primary Sources program.

*Visitor Experience:* The vision for the *Visitor Experience* enhancements at the Library of Congress' Thomas Jefferson Building has strong support in Congress. By expanding, revitalizing, and better showcasing the Library's available programs and historical artifacts, the Visitor Experience will capitalize on investments in the Library while also opening up the Library's treasures to more visitors from across the United States and the world. To date,

\$10,000,000 of taxpayer money has been appropriated and a commitment of \$10,000,000 in private donations for this public/private partnership initiative has been secured. The preliminary cost estimate provided by the Library of Congress for this project is \$60,000,000.

The conferees believe a substantial down payment for this initiative has been invested which demonstrates the robust support and commitment of Congress. While one third of the funding for this initiative has been secured, routine budget justification materials, such as a detailed cost estimate, design, and timeline are still under development at the Library. As directed in Public Law 115-141 and its accompanying explanatory statement, the Committees on Appropriations of the House and Senate look forward to receiving and reviewing a comprehensive *Visitor Experience* plan, which will provide the basis for appropriation of further project funding and ensure taxpayer dollars are being spent wisely.

Ultimately this project has the potential to transform the way in which the collection and story of the world's largest library is shared with millions of people for decades to come. The conferees applaud the forward thinking vision of the *Visitor Experience* concept and look forward to continuing Congress' partnership with the Library of Congress to make this concept a reality.

*Preservation:* The Library utilizes multiple preservation strategies to extend the life of its vast collections for future generations to enjoy, including building and operating climate-controlled storage facilities, preparing new acquisitions for commercial binding and shelving, deacidification, and digital reformatting. The conferees support the Library's preservation efforts and direct the Library to continue funding for ongoing preservation activities at not less than the current level for each ongoing preservation strategy.

*National Film and Sound Recording Preservation Programs:* As noted in the Senate Report 115-274, the conferees expect that the Library will provide support to these programs.

COPYRIGHT OFFICE

## SALARIES AND EXPENSES

The agreement includes \$43,589,000 in direct appropriations to the Copyright Office which fully funds the agency's amended request. An additional \$45,490,000 is made available from receipts for salaries and expenses and \$4,328,000 is available from prior year unobligated balances, for a total of \$93,407,000.

## CONGRESSIONAL RESEARCH SERVICE SALARIES AND EXPENSES

The agreement includes \$125,688,000 for salaries and expenses.

*Technology Assessment Study:* The Committees have heard testimony on, and received dozens of requests advocating for restoring funding to the Office of Technology Assessment, and more generally on how Congress equips itself with the deep technical advice necessary to understand and tackle the growing number of science and technology policy challenges facing our country. The conferees direct the Congressional Research Service (CRS) to engage with the National Academy of Public Administration or a similar external entity to produce a report detailing the current resources available to Members of Congress within the Legislative Branch regarding science and technology policy, including the GAO. This study should also assess the potential need within the Legislative Branch to create a separate entity charged with the mission of providing nonpartisan advice on issues of science and technology. Furthermore, the study should also address if the creation of such entity duplicates services already available to Members of Congress. CRS should work with the Committees in developing the parameters of the study and once complete, the study should be made available to relevant oversight Committees.

## BOOKS FOR THE BLIND AND PHYSICALLY HANDICAPPED SALARIES AND EXPENSES

The agreement includes \$52,783,000 for salaries and expenses.

## ADMINISTRATIVE PROVISION

The agreement includes a provision regarding reimbursable and revolving funds.

### GOVERNMENT PUBLISHING OFFICE CONGRESSIONAL PUBLISHING (INCLUDING TRANSFER OF FUNDS)

The agreement includes \$79,000,000 for authorized publishing, printing and binding for the Congress.

*National Library Services:* The conferees are encouraged with the progress to-date on the relocation of the Library of Congress's (LOC) National Library Services division to a location within Government Publishing Office (GPO) owned office space. The conferees have provided the Architect of the Capitol \$2,000,000 for design and initial construction. GPO is directed to help facilitate this move which the conferees believe is beneficial for both GPO and LOC.

*Budget Justifications:* GPO routinely utilizes carryover balances from previous fiscal years to complete major initiatives and other services required by Congress. While the conferees support this efficient use of funds for these efforts, the conferees direct GPO to include such planned spending for future fiscal years in its agency budget justifications. This will ensure that all future project and other spending planning by GPO will be transparent and justified to the Congress.

### PUBLIC INFORMATION PROGRAMS OF THE SUPERINTENDENT OF DOCUMENTS SALARIES AND EXPENSES (INCLUDING TRANSFER OF FUNDS)

The agreement includes \$32,000,000.

### GOVERNMENT PUBLISHING OFFICE BUSINESS OPERATIONS REVOLVING FUND



The agreement includes \$6,000,000.

GOVERNMENT ACCOUNTABILITY OFFICE  
SALARIES AND EXPENSES

The agreement includes \$589,749,653 in direct appropriations for salaries and expenses of the Government Accountability Office (GAO). In addition, \$35,900,000 is available from offsetting collections, for a total of \$625,649,653.

This level of funding will enable GAO to hire an additional 50 FTE compared to both the fiscal year 2018 funding level and the request level. Added to GAO's ongoing hiring plan, total staffing levels will increase by 130 FTE compared to the fiscal year 2018 level.

*Technology Assessment:* There is general support in Congress to bolster capacity of and enhance access to quality, independent science and technological expertise. Since 2002, GAO has provided direct support to Congress in the area of technology assessment through objective, rigorous, and timely assessments of emerging science and technologies. The Center for Science, Technology, and Engineering (CSTE) within GAO has developed such a capacity, providing wide-ranging technical expertise across all of GAO's areas of work. However, because the scope of technological complexities continues to grow significantly, the conferees seek opportunities to expand technology assessment capacity within the Legislative Branch.

The conferees encourage GAO to reorganize its technology and science function by creating a new more prominent office within GAO. GAO is directed to provide the Committees a detailed plan and timeline describing how this new office can expand and enhance GAO's capabilities in scientific and technological assessments. This plan should be developed in consultation with internal stakeholders of the Legislative Branch such as congressional staff and Members of Congress in addition to external stakeholders, including nonprofit organizations and subject matter experts knowledgeable in the field of emerging and current technologies. Further, such a plan should include a description of the revised organizational structure within GAO, provide

potential cost estimates as necessary, and analyze the following issues: the appropriate scope of work and depth of analysis; the optimum size and staff skillset needed to fulfill its mission; the opportunity and utility of shared efficiencies within GAO; and the opportunities to increase GAO's engagement and support with Congress. GAO is directed to submit this report to the Committees within 180 days of enactment.

*USCP Mandatory Retirement Age:* The conferees direct the Government Accountability Office to provide a written report to the Committees within one year of enactment on the feasibility and impact of permanently raising the USCP sworn employee mandatory retirement age from 57 years of age to 60 years of age. The report should address the young and vigorous law enforcement standard; the potential impact to benefits afforded to USCP sworn employees under the Capitol Police Retirement Act, the Social Security benefit, the Federal Employees Retirement System benefit, and the Thrift Savings Plan annuity; the long-term financial impact on the USCP if enacted; and provide benchmark data against other Federal law enforcement agencies to ensure Federal law enforcement parity for the USCP will not be impacted should the mandatory retirement age be raised to 60 years of age. In addition, in consultation with the Office of Personnel Management, the Government Accountability Office should provide amendment language to the Capitol Police Retirement Act for such a change to be made and validate that the “young and vigorous” basis of CPRA mandatory age retirement requirements is acceptable for the entire federal workforce given present-day health and wellness standards.

#### OPEN WORLD LEADERSHIP CENTER TRUST FUND

The agreement includes \$5,600,000.

*Mission:* The conferees applaud the Open World Leadership Center (OWLC) as it enters its twentieth year of operation. The highlight of OWLC's accomplishments has been the engagement of program participants with United States Government officials, including Members of Congress, which helps to improve the image of the United States in countries where leaders have limited direct interface with Americans and our values.

The political landscape around the world is constantly shifting, and Congress's needs for dialogue with leaders around the world who shape America's image in their own countries is increasing. The conferees look forward to the OWLC being a continued and potentially growing resource for the initiation and ongoing means of dialogue with emerging legislatures and/or countries undergoing governmental transition. The conferees direct OWLC to collaborate with its current Board of Directors as well as Congressional stakeholders to present a report outlining potential ways in which OWLC can meet its mission in an evolving world.

#### JOHN C. STENNIS CENTER FOR PUBLIC SERVICE TRAINING AND DEVELOPMENT

The agreement includes \$430,000.

#### TITLE II – GENERAL PROVISIONS

The agreement continues provisions related to maintenance and care of private vehicles; fiscal year limitations; rates of compensation and designation; consulting services; costs of the LBFMC; limitation on transfers; guided tours of the Capitol; and includes provisions related to limitation on telecommunications equipment procurement; prohibition on certain operational expenses; plastic waste reduction; agency cost of living adjustments; and adjustments to compensation.



DIVISION B--LEGISLATIVE BRANCH APPROPRIATIONS ACT, 2019  
(Amounts in thousands)

	FY 2018 Enacted	FY 2019 Request	House	Senate	Conference	Conference vs. Enacted
<b>Salaries, Officers and Employees</b>						
Office of the Vice President.....	2,417	2,484	2,484	2,417	2,484	+67
Office of the President Pro Tempore.....	723	744	744	723	744	+21
Office of the President Pro Tempore Emeritus.....	309	319	319	309	319	+10
Offices of the Majority and Minority Leaders.....	5,256	5,400	5,400	5,256	5,400	+144
Offices of the Majority and Minority Whips.....	3,359	3,455	3,455	3,359	3,455	+96
Committee on Appropriations.....	15,142	15,496	15,496	15,142	15,496	+354
Conference committees.....	3,316	3,408	3,408	3,316	3,408	+92
Offices of the Secretaries of the Conference of the Majority and the Conference of the Minority.....	817	843	843	817	843	+26
Policy committees.....	3,386	3,482	3,482	3,386	3,482	+96
Office of the Chaplain.....	437	475	475	462	475	+38
Office of the Secretary.....	25,132	26,315	26,315	25,783	26,315	+1,183
Office of the Sergeant at Arms and Doorkeeper.....	78,565	85,321	85,321	82,684	84,157	+5,592
Offices of the Secretaries for the Majority and Minority.....	1,810	1,900	1,900	1,810	1,900	+90
Agency contributions and related expenses .....	54,198	64,076	64,076	59,912	59,912	+5,714
<b>Total, Salaries, officers and employees.....</b>	<b>194,867</b>	<b>213,718</b>	<b>213,718</b>	<b>205,376</b>	<b>208,390</b>	<b>+13,523</b>
<b>Office of the Legislative Counsel of the Senate</b>						
Salaries and expenses.....	6,115	6,278	6,278	6,115	6,278	+163
<b>Office of Senate Legal Counsel</b>						
Salaries and expenses.....	1,147	1,176	1,176	1,147	1,176	+29

DIVISION B--LEGISLATIVE BRANCH APPROPRIATIONS ACT, 2019  
(Amounts in thousands)

	FY 2018 Enacted	FY 2019 Request	House	Senate	Conference	Conference vs. Enacted
-----						
Expense Allowances of the Secretary of the Senate, Sergeant at Arms and Doorkeeper of the Senate, and Secretaries for the Majority and Minority of the Senate: Expense allowances.....	28	28	28	28	28	---
Contingent Expenses of the Senate						
Inquiries and investigations.....	133,265	135,799	135,799	133,265	133,265	---
Expenses of United States Senate Caucus on International Narcotics Control.....	508	520	520	508	508	---
Secretary of the Senate .....	7,036	10,036	10,036	7,036	7,036	---
Financial Management Information System Modernization.....	3,500	---	---	3,000	3,000	-500
Sergeant at Arms and Doorkeeper of the Senate.....	130,076	126,595	126,595	126,595	126,595	-3,481
Miscellaneous items.....	18,870	20,871	20,871	20,871	18,871	+1
Senators' Official Personnel and Office Expense Account.....	424,000	474,556	474,556	429,000	429,000	+5,000
Official Mail Costs						
Expenses.....	300	300	300	300	300	---
-----						
Total, Contingent expenses of the Senate.....	717,555	768,677	768,677	720,575	718,575	+1,020
Adjustment for House amount assumed for Senate.....	---	---	-1,765	---	---	---
=====						
Total, Senate.....	919,932	990,097	988,332	933,461	934,841	+14,909
(Discretionary).....	(919,932)	(990,097)	(988,332)	(933,461)	(934,667)	(+14,735)
(Mandatory).....	---	---	---	---	(174)	(+174)

DIVISION B--LEGISLATIVE BRANCH APPROPRIATIONS ACT, 2019  
(Amounts in thousands)

	FY 2018 Enacted	FY 2019 Request	House	Senate	Conference	Conference vs. Enacted
<b>HOUSE OF REPRESENTATIVES</b>						
Payment to Widows and Heirs of Deceased Members of Congress (FY2018, PL115-141 Sec.7(b)).....	174	---	---	---	---	-174
<b>Salaries and Expenses</b>						
<b>House Leadership Offices</b>						
Office of the Speaker.....	6,645	6,645	7,124	7,124	7,124	+479
Office of the Majority Floor Leader.....	2,180	2,180	2,643	2,643	2,643	+463
Office of the Minority Floor Leader.....	7,114	7,114	7,752	7,752	7,752	+638
Office of the Majority Whip.....	1,887	1,887	2,197	2,197	2,197	+310
Office of the Minority Whip.....	1,460	1,460	1,700	1,700	1,700	+240
Republican Conference.....	1,505	1,505	2,187	2,187	2,187	+682
Democratic Caucus.....	1,487	1,487	1,776	1,776	1,776	+289
Subtotal, House Leadership Offices.....	22,278	22,278	25,379	25,379	25,379	+3,101
<b>Members' Representational Allowances</b> Including Members' Clerk Hire, Official Expenses of Members, and Official Mail						
Expenses.....	562,632	573,630	573,630	573,630	573,630	+10,998
<b>Intern Allowance</b>						
Payments for Intern Compensation.....	---	---	---	---	8,800	+8,800

DIVISION B--LEGISLATIVE BRANCH APPROPRIATIONS ACT, 2019  
(Amounts in thousands)

	FY 2018 Enacted	FY 2019 Request	House	Senate	Conference	Conference vs. Enacted
<b>Committee Employees</b>						
Standing Committees, Special and Select.....	127,053	126,903	127,903	127,903	127,903	+850
Committee on Appropriations (including studies and investigations).....	23,226	23,113	23,113	23,113	23,113	-113
Subtotal, Committee employees.....	150,279	150,016	151,016	151,016	151,016	+737
<b>Salaries, Officers and Employees</b>						
Office of the Clerk.....	27,945	28,305	28,305	28,305	28,305	+360
Office of the Sergeant at Arms.....	20,505	18,773	18,773	18,773	18,773	-1,732
Office of the Chief Administrative Officer.....	132,865	152,558	148,058	148,058	148,058	+15,193
Office of the Inspector General.....	4,968	5,019	5,019	5,019	5,019	+51
Office of General Counsel.....	1,492	1,502	1,502	1,502	1,502	+10
Office of the Parliamentarian.....	2,037	2,026	2,026	2,026	2,026	-11
Office of the Law Revision Counsel of the House.....	3,209	3,327	3,327	3,327	3,327	+118
Office of the Legislative Counsel of the House.....	9,937	9,925	9,937	9,937	11,937	+2,000
Office of Interparliamentary Affairs.....	814	814	814	814	814	---
Other authorized employees.....	584	584	584	584	584	---
Subtotal, Salaries, officers and employees.....	204,356	222,833	218,345	218,345	220,345	+15,989





DIVISION B--LEGISLATIVE BRANCH APPROPRIATIONS ACT, 2019  
(Amounts in thousands)

	FY 2018 Enacted	FY 2019 Request	House	Senate	Conference	Conference vs. Enacted
<hr/>						
Office of the Attending Physician						
Medical supplies, equipment, expenses, and allowances.	3,838	3,798	3,798	3,798	3,798	-40
Office of Congressional Accessibility Services						
Salaries and expenses.....	1,444	1,486	1,486	1,486	1,486	+42
Total, Joint items.....	===== 20,654	===== 20,656	===== 20,656	===== 20,656	===== 20,656	===== +2
CAPITOL POLICE						
Salaries.....	351,700	374,804	374,804	371,483	374,804	+23,104
General expenses.....	74,800	81,554	81,554	81,554	81,504	+6,704
Total, Capitol Police.....	===== 426,500	===== 456,358	===== 456,358	===== 453,037	===== 456,308	===== +29,808
OFFICE OF COMPLIANCE						
Salaries and expenses.....	4,959	4,553	5,410	6,333	6,333	+1,374
CONGRESSIONAL BUDGET OFFICE						
Salaries and expenses.....	49,945	50,737	50,737	50,295	50,737	+792

DIVISION B--LEGISLATIVE BRANCH APPROPRIATIONS ACT, 2019  
(Amounts in thousands)

	FY 2018 Enacted	FY 2019 Request	House	Senate	Conference	Conference vs. Enacted
<b>ARCHITECT OF THE CAPITOL (AOC)</b>						
Capital Construction and Operations.....	93,478	103,962	103,712	101,382	103,962	+10,484
Capitol building.....	45,300	46,154	44,379	39,318	43,992	-1,308
Capitol grounds.....	13,333	17,978	16,261	16,160	16,761	+3,428
Senate office buildings.....	101,614	80,535	80,535	92,918	93,562	-8,052
House of Representatives buildings:						
House office buildings.....	197,294	180,098	187,098	187,098	187,098	-10,196
House Historic Buildings Revitalization Trust Fund	10,000	10,000	10,000	10,000	10,000	---
Capitol Power Plant.....	115,694	127,980	127,980	106,827	123,050	+7,356
Offsetting collections.....	-9,000	-9,000	-9,000	-9,000	-9,000	---
Subtotal, Capitol Power Plant.....	106,694	118,980	118,980	97,827	114,050	+7,356
Library buildings and grounds.....	74,873	113,427	70,201	64,126	68,525	-6,348
Capitol police buildings, grounds and security.....	34,249	59,309	52,542	54,680	57,714	+23,465
Botanic Garden.....	13,800	14,659	14,759	14,560	14,759	+959
Capitol Visitor Center.....	21,470	23,322	23,322	23,055	23,322	+1,852
<b>Total, Architect of the Capitol.....</b>	<b>712,105</b>	<b>768,424</b>	<b>721,789</b>	<b>701,124</b>	<b>733,745</b>	<b>+21,640</b>



DIVISION B--LEGISLATIVE BRANCH APPROPRIATIONS ACT, 2019  
(Amounts in thousands)

	FY 2018 Enacted	FY 2019 Request	House	Senate	Conference	Conference vs. Enacted
<b>GOVERNMENT PUBLISHING OFFICE</b>						
Congressional publishing .....	79,528	79,000	79,000	79,000	79,000	-528
Public Information Programs of the Superintendent of Documents, Salaries and expenses.....	29,000	32,000	32,000	32,000	32,000	+3,000
Government Publishing Office Business Operations Revolving Fund .....	8,540	6,000	6,000	6,000	6,000	-2,540
	=====	=====	=====	=====	=====	=====
Total, Government Publishing Office .....	117,068	117,000	117,000	117,000	117,000	-68
<b>GOVERNMENT ACCOUNTABILITY OFFICE</b>						
Salaries and expenses.....	602,717	640,301	602,717	625,650	625,650	+22,933
Offsetting collections.....	-23,800	-24,200	-23,800	-35,900	-35,900	-12,100
	=====	=====	=====	=====	=====	=====
Total, Government Accountability Office.....	578,917	616,101	578,917	589,750	589,750	+10,833
<b>OPEN WORLD LEADERSHIP CENTER TRUST FUND</b>						
Payment to the Open World Leadership Center (OWLC) Trust Fund.....	5,600	5,800	5,600	5,600	5,600	---

DIVISION B--LEGISLATIVE BRANCH APPROPRIATIONS ACT, 2019  
(Amounts in thousands)

	FY 2018 Enacted	FY 2019 Request	House	Senate	Conference	Conference vs. Enacted
<hr/>						
JOHN C. STENNIS CENTER FOR PUBLIC SERVICE TRAINING AND DEVELOPMENT						
Stennis Center for Public Service.....	430	430	430	430	430	---
ADMINISTRATIVE PROVISIONS						
Scorekeeping adjustment (CBO estimate) 1/.....	-2,000	---	-2,000	-2,000	-2,000	---
OTHER APPROPRIATIONS						
FURTHER ADDITIONAL SUPPLEMENTAL APPROPRIATIONS FOR DISASTER RELIEF REQUIREMENTS ACT, 2018						
Government Accountability Office, Salaries and expenses (FY2018 PL115-123, Title IX) (emergency)...	14,000	---	---	---	---	-14,000
	=====	=====	=====	=====	=====	=====
Total, Other Appropriations.....	14,000	---	---	---	---	-14,000

DIVISION B--LEGISLATIVE BRANCH APPROPRIATIONS ACT, 2019  
(Amounts in thousands)

	FY 2018 Enacted	FY 2019 Request	House	Senate	Conference	Conference vs. Enacted
<b>OTHER SCOREKEEPING ADJUSTMENTS</b>						
Copyright Office additional spending authority (CBO estimate).....	---	2,000	---	---	---	---
GPO unobligated balances transferred to Business Operations Revolving Fund (reappropriation) (CBO estimate).....	---	20,000	---	---	---	---
AOC House Office Buildings Fund (PL114-254) (CBO estimate).....	-4,000	-7,000	-7,000	-7,000	-7,000	-3,000
Office of Compliance Settlements and Awards (CBO estimate).....	---	1,000	1,000	1,000	1,000	+1,000
Less emergency appropriations.....	-14,000	---	---	---	---	+14,000
	=====	=====	=====	=====	=====	=====
Grand total (including scorekeeping adjustments)	4,700,173	4,975,782	4,879,770	4,790,001	4,836,175	+136,002
Discretionary.....	(4,699,999)	(4,975,782)	(4,879,770)	(4,790,001)	(4,836,001)	(+136,002)
Mandatory .....	(174)	---	---	---	(174)	---
	=====	=====	=====	=====	=====	=====

1/ FY 2018 is Div D, Sec.101(a)(9) of Public Law  
115-56 and Sec.7(a) of Public Law 115-141

DIVISION B--LEGISLATIVE BRANCH APPROPRIATIONS ACT, 2019  
(Amounts in thousands)

	FY 2018 Enacted	FY 2019 Request	House	Senate	Conference	Conference vs. Enacted
-----						
RECAPITULATION						
Senate .....	919,932	990,097	988,332	933,461	934,841	+14,909
House of Representatives (discretionary).....	1,199,999	1,256,971	1,232,663	1,232,893	1,232,663	+32,664
House of Representatives (mandatory) .....	174	---	---	---	---	-174
Joint Items.....	20,654	20,656	20,656	20,656	20,656	+2
Capitol Police.....	426,500	456,358	456,358	453,037	456,308	+29,808
Office of Compliance.....	4,959	4,553	5,410	6,333	6,333	+1,374
Congressional Budget Office.....	49,945	50,737	50,737	50,295	50,737	+792
Architect of the Capitol.....	712,105	768,424	721,789	701,124	733,745	+21,640
Library of Congress.....	669,890	672,655	709,878	687,422	696,112	+26,222
Government Publishing Office .....	117,068	117,000	117,000	117,000	117,000	-68
Government Accountability Office.....	578,917	616,101	578,917	589,750	589,750	+10,833
Open World Leadership Center.....	5,600	5,800	5,600	5,600	5,600	---
Stennis Center for Public Service.....	430	430	430	430	430	---
Administrative Provisions 1/.....	-2,000	---	-2,000	-2,000	-2,000	---
Other Scorekeeping adjustments.....	-4,000	16,000	-6,000	-6,000	-6,000	-2,000
	=====	=====	=====	=====	=====	=====
Grand total.....	4,700,173	4,975,782	4,879,770	4,790,001	4,836,175	+136,002
Discretionary.....	(4,699,999)	(4,975,782)	(4,879,770)	(4,790,001)	(4,836,001)	(+136,002)
Mandatory .....	(174)	---	---	---	(174)	---
Other Appropriations (emergency).....	14,000	---	---	---	---	-14,000

1/ FY 2018 is Div D, Sec.101(a)(9) of Public Law  
115-56 and Sec.7(a) of Public Law 115-141



Xerox

DIVISION C -- MILITARY CONSTRUCTION, VETERANS AFFAIRS, AND RELATED AGENCIES APPROPRIATIONS ACT, 2019

The following is an explanation of the effects of Division C, which makes appropriations for Military Construction, Veterans Affairs, and Related Agencies for fiscal year 2019. Unless otherwise noted, reference to the House and Senate reports are to House Report 115-673 and Senate Report 115-269. The language set forth in House Report 115-673 and Senate Report 115-269 should be complied with and carry the same emphasis as the language included in the joint explanatory statement, unless specifically addressed to the contrary in this joint explanatory statement. While repeating some report language for emphasis, this joint explanatory statement does not intend to negate the language referred to above unless expressly provided herein. In cases in which the House or the Senate has directed the submission of a report, such report is to be submitted to both Houses of Congress. House or Senate reporting requirements with deadlines prior to, or within 15 days after enactment of this Act shall be submitted no later than 60 days after enactment of this Act. All other reporting deadlines not specifically directed by this joint explanatory statement are to be met.

TITLE I

DEPARTMENT OF DEFENSE

*Bid Savings.*— Cost variation notices required by 10 U.S.C. 2853 continue to demonstrate the Department of Defense (DOD) continues to have bid savings on previously appropriated military construction projects. Therefore, the conference agreement includes rescissions to the Air Force, Army National Guard, Homeowners Assistance Program, the NATO Security Investment Program and Navy and Marine Corps Family Housing accounts. The Secretary of Defense is directed to continue to submit 1002 reports on military construction bid savings at the end of each fiscal quarter to the Committees.

*Incremental Funding.*-- In general, the conferees support full funding for military construction projects if they are executable. However, it continues to be the practice of the Committees to provide incremental funding for certain large projects to enable the services to more efficiently allocate military construction dollars among projects that can be executed in the

year of appropriation. Therefore, the conference agreement includes 9 projects that have been incrementally funded, however the full authorization of the projects will be provided in the National Defense Authorization Act for Fiscal Year 2019.

*Facilities Sustainment, Restoration and Modernization (FSRM).*—The Department of Defense is directed to continue describing on form 1390 the backlog of FSRM requirements at installations with future construction projects. For troop housing requests, form 1391 should describe any FSRM conducted in the past two years. Likewise, future requirements for unaccompanied housing at the corresponding installation should be included. Additionally, the forms should include English equivalent measurements for projects presented in metric measurement. Rules for funding repairs of facilities under the Operation and Maintenance accounts are described below:

- (1) components of the facility may be repaired by replacement. Such replacement can be up to current standards or codes;
- (2) interior arrangements and restorations may be included as repair;
- (3) additions, new facilities, and functional conversions must be performed as military construction projects. Such projects may be done concurrently with repair projects as long as the final conjunctively funded project is a complete and usable facility; and
- (4) the appropriate service secretary shall notify the appropriate committees 21 days prior to carrying out any repair project with an estimated cost in excess of \$7,500,000. The Committees strongly encourage the services and defense agencies to indicate the plant replacement value of the facility to be repaired on each such notification.

*Enhancing force protection and security on military installations.*— In collaboration with the House Armed Services Committee, the conference agreement includes section 132 which provides \$50,000,000 to each of the military construction accounts for Navy and Marine Corps

and the Air Force to help alleviate deficiencies in access control points, air traffic control towers, fire stations, and AT/FP deficiencies across the enterprise. There has been much concern on both sides of the aisle that these types of military construction projects continually fall short of securing funding in a fiscal year due to higher priorities within the Services. Each Service Secretary is directed to submit a spend plan for the additional funds no later than 30 days after enactment of this Act to the congressional defense committees.

*Cell Site Simulators.*—The conferees are concerned with the potential threat of cell site simulators located near DOD facilities. Therefore, the conferees direct the Secretary of Defense to submit to the congressional defense committees within 180 days of enactment of this Act a full accounting of cell site simulators detected near DOD facilities during the three year period ending on the date of enactment of this Act. The report should also include the actions taken by the Secretary to protect personnel of the Department, their families, and facilities of the Department from foreign powers using such technology to conduct surveillance.

*US Army Corps of Engineers restructuring (USACE).*-- On July 30, 2018, the Secretary of Defense approved a Secretary of the Army memorandum identifying specific actions the Army will take in support of the Administration's proposed reorganization of USACE's Civil Works Program. The reorganization includes taking the Civil Works program out of the Army Corps of Engineers with navigation going to the Department of Transportation for infrastructure grants and the remaining accounts to the Department of Interior.

The conferees are perplexed as to why there was no notification or discussion with Members of Congress and Committees staffs on an action of this magnitude that crosses multiple subcommittees' jurisdiction. This type of proposal, as the Department is well aware, will require legislative language which has not been proposed or requested to date. The conferees are opposed to the reorganization as it could ultimately have impacts for implementation of the Military Construction, BRAC and Family Housing programs.

#### MILITARY CONSTRUCTION, ARMY

The conference agreement provides \$1,021,768,000 for Military Construction, Army. Within this amount, the agreement provides \$110,068,000 for study, planning, design, architect

and engineer services, and host nation support. The agreement also provides an additional \$10,000,000 above the request to supplement unspecified minor military construction.

*Sunflower Army Ammunition Plant.*— Consistent with the direction in the Senate Report 115-269, the conferees direct the Army to continue its remediation and evaluations at the former Sunflower Army Ammunition Plant, comply with applicable regulations and permit requirements, and work with regulatory agencies to ensure all response sites are remediated to applicable and approved standards. The Army should continue to communicate with Sunflower Redevelopment, LLC and conduct regular stakeholder meetings and monthly conference calls to address questions or issues related to cleanup and redevelopment.

*Badger Army Ammunition Plant.*— Consistent with the direction in the Senate Report 115-269, the conferees direct the Army to continue to test, using both aggregate and chemical-specific methods, for emerging contaminants subject to an EPA Health Advisory Level at the former Badger Army Ammunition Plant, in nearby surface waters, and in drinking water in affected surrounding communities. The Army is directed to provide to local stakeholders the results of that testing and, if testing results show threats to human health, a plan to remediate the contamination, including dedicated funding resources, schedule, and specific actions.

*Conveyance of property.*—The conferees note that the Army is proposing to convey 17.1 acres of land known as Shenandoah Square and the 126 existing housing units to raise capital to improve other military housing owned by private entities. Under the proposed action, the existing 126 housing units would be demolished to allow for the construction of high-density residential housing. The residents have expressed concern about the displacement from Shenandoah Square as it is in one of the most expensive housing markets in the country and the uncertainty about the affordability of new potential housing on the site. Therefore, the conferees urge the Department of the Army to explore all possible alternatives to a conveyance of Shenandoah Square, including a sublease of the property to an entity that can better develop affordable housing on the property.

## MILITARY CONSTRUCTION, NAVY AND MARINE CORPS

The conference agreement provides \$2,118,619,000 for Military Construction, Navy and Marine Corps. Within this amount, the conference agreement provides \$185,542,000 for study, planning, design, architect and engineer services.

## MILITARY CONSTRUCTION, AIR FORCE

The conference agreement provides \$1,440,323,000 for Military Construction, Air Force. Within this amount, the conference agreement provides \$206,577,000 for study, planning, design, architect and engineer services.

*Little Rock Air Force Base.*—As described in the Senate report 115-269, the conferees direct the Secretary of the Air Force to submit a report coordinated with the Army Corps of Engineers no later than 90 days after enactment of this Act providing the status on the cancelled runway project at Little Rock AFB and the replacement project, including what happened to the funding used for the original contract, a justification for the increase in cost for the new project, if any of the completed work from the cancelled project is salvageable, how the Air Force is resolving the issues that led to contract termination and ensuring, to the extent possible, that they are not repeated in follow-on contracts, and how and when a future project will be funded. Additionally, the conferees direct the Air Force to appoint a senior official who shall be responsible for the project and will provide quarterly project updates to the congressional defense committees.

*Air Force Weapons Storage Facility Reprogramming.* — On July 9, 2018, the Department of Defense sent the Committees a reprogramming request that included source funds from a cancelled prior year project, which the conferees had each rescinded in their respective bills. The conferees recognize the importance of the Weapons Storage Facility (WSF) modernization program, but are concerned that the Department has potentially developed improper and unnecessary requirements that are leading to execution delays and cost overruns against an already strained military construction budget. This has resulted in schedule delays to

follow on projects, which also may experience similar challenges unless corrective action is taken. The conferees encourage the Department to sufficiently solicit and incorporate input from all stakeholders in developing requirements, to include the Air Force Strategic Deterrence and Nuclear Integration directorate, and further encourage the Air Force to incorporate lessons learned from prior Navy WSF modernization efforts. The conferees direct the Department to provide quarterly briefings to update the Committees on status, requirements changes, and timeline updates for current and future projects associated with the WSF modernization program. The conferees urge the Department to expeditiously seek alternative funding sources for the current reprogramming from unobligated balances or bid savings to avoid further execution delays.

MILITARY CONSTRUCTION, DEFENSE-WIDE  
(INCLUDING TRANSFER OF FUNDS)

The conference agreement provides \$2,550,728,000 for Military Construction, Defense-Wide. Within this amount, the conference agreement provides \$192,345,000 for study, planning, design, architect and engineer services.

*Parking issues at DOD facilities.--* The conferees are concerned that Military Construction budget constraints are negatively affecting the ability of the Department of Defense to address urgent parking requirements at certain U.S. military installations. The lack of parking is a safety issue and a detriment to the well-being of employees, both civilian and military. The conferees are concerned that the Department does not have a coherent strategy to address the growing parking requirements at installations that have seen significant growth. For example, Fort Meade, which already was home to the National Security Agency, became the headquarters of the newly formed U.S. Cyber Command in 2010. By 2011, the Defense Information Systems Agency, which handles the Pentagon's IT and communications needs, had moved onto the base. In 2005, the base had just over 33,500 employees. Today, it has about 57,000, more than double the number of workers at the Pentagon. As a result of this growth, parking at Fort Meade has become a serious issue. Therefore, the conferees direct the Secretary of Defense to submit to the Committees with the fiscal year 2020 military construction budget request: an updated list of

unfunded requirements for parking facilities, access control points, and road construction at DOD facilities that have serious parking, access, and road congestion issues. Finally, the Secretary is further directed to submit, with the fiscal year 2020 military construction budget request, a list of how those requirements will be incorporated into their construction requests for fiscal years 2021 through 2025.

*MIT/Lincoln Labs.* – The conferees have incrementally funded the Air Force MIT/Lincoln Lab project commensurate with the outlay rate of funds for fiscal year 2019 as reflected in budget documents. While the conference agreement does not provide full funding for this project, the conferees strongly support MIT/Lincoln Labs mission and its completion. The conferees fully expect the Air Force to continue to prioritize funding for this project in executable increments.

*Energy Resilience and Conservation Investment Program (ERCIP).*—The conference agreement provides \$193,390,000 for ERCIP, an increase of \$43,390,000 over the budget request to fund the top six unfunded requirements of the program for energy resilience. Also, an additional \$5,000,000 is provided under the Defense-Wide planning and design account specifically for ERCIP. The Secretary of Defense is directed to submit to the congressional defense committees a spend plan for the additional ERCIP funds, to include the planning and design funds, no later than 30 days after enactment of this Act.

#### MILITARY CONSTRUCTION, ARMY NATIONAL GUARD

The conference agreement provides \$190,122,000 for Military Construction, Army National Guard. Within this amount, the conference agreement provides \$16,622,000 for study, planning, design, architect and engineer services. The conference agreement also provides an additional \$10,000,000 above the budget request to supplement unspecified minor military construction.

## MILITARY CONSTRUCTION, AIR NATIONAL GUARD

The conference agreement provides \$129,126,000 for Military Construction, Air National Guard. Within this amount, the conference agreement provides \$18,500,000 for study, planning, design, architect and engineer services.

## MILITARY CONSTRUCTION, ARMY RESERVE

The conference agreement provides \$64,919,000 for Military Construction, Army Reserve. Within this amount, the conference agreement provides \$5,855,000 for study, planning, design, architect and engineer services.

## MILITARY CONSTRUCTION, NAVY RESERVE

The conference agreement provides \$43,065,000 for Military Construction, Navy Reserve. Within this amount, the conference agreement provides \$4,695,000 for study, planning, design, architect and engineer services.

## MILITARY CONSTRUCTION, AIR FORCE RESERVE

The conference agreement provides \$38,063,000 for Military Construction, Air Force Reserve. Within this amount, the conference agreement provides \$4,055,000 for study, planning, design, architect and engineer services.

## NORTH ATLANTIC TREATY ORGANIZATION SECURITY INVESTMENT PROGRAM

The conference agreement provides \$171,064,000 for the North Atlantic Treaty Organization Security Investment Program.



## DEPARTMENT OF DEFENSE BASE CLOSURE ACCOUNT

The conference agreement provides \$342,000,000 for the Department of Defense Base Closure Account, an increase of \$74,462,000 above the request. The additional funding is for the Department to accelerate environmental remediation at installations closed under previous Base Realignment and Closure rounds.

*Navy Clean Up Cost.*—The conference report provides an additional \$60,462,000 for the Navy to accelerate environmental remediation at installations closed under previous Base Closure and Realignment rounds. Furthermore, the Navy shall provide to the Committees a spend plan for these additional funds no later than 30 days after enactment of this Act.

*Perfluorooctane Sulfonate (PFOS) and Perfluorooctanoic Acid (PFOA).*—The conference report provides \$14,000,000 in additional funds for identification, mitigation, and clean-up costs across the Department of Defense for PFOS and PFOA. DOD is directed to submit a spend plan for these additional funds to the Committees no later than 30 days after enactment of this Act.

*Demolition of Previous BRAC Facilities.*—The conferees are concerned that the Department of Defense does not have an adequate plan for demolishing previous BRAC sites. For example, the Ontario International Airport was the Ontario Air National Guard Station that was established in 1949. This facility remained in operation for decades, assisting training and support for the Korean, Vietnam, and countless other wars and conflicts. In 1997, the facility was closed, yet the old site has sat largely unchanged for 20 years due to the environmental hazards of demolition. The conferees urge the Department to dedicate funds to demolish BRAC facilities and turn the land over to the local community as quickly as possible.

DEPARTMENT OF DEFENSE  
FAMILY HOUSING

Item of Interest

*Military family housing units.*--The conferees are concerned for the well-being of servicemembers and their families residing in on-post military housing with regard to their exposure to toxic levels of lead based paint. It has been reported that installations around the country possess housing units that contain lead based paint levels exceeding the federal threshold for acceptable levels and could have grave implications on servicemembers and their families' health. In addition, the conferees are interested in what steps the Department is taking for oversight of DOD privatized family housing. Therefore, the conferees direct the DOD Inspector General to conduct an investigation and submit a report to the congressional defense committees on toxic lead levels at military housing on all installations no later than 90 days after the enactment of this Act.

FAMILY HOUSING CONSTRUCTION, ARMY

The conference agreement provides \$330,660,000 for Family Housing Construction, Army.

FAMILY HOUSING OPERATION AND MAINTENANCE, ARMY

The conference agreement provides \$376,509,000 for Family Housing Operation and Maintenance, Army.

FAMILY HOUSING CONSTRUCTION, NAVY AND MARINE CORPS

The conference agreement provides \$104,581,000 for Family Housing Construction, Navy and Marine Corps.

FAMILY HOUSING OPERATION AND MAINTENANCE, NAVY AND MARINE CORPS

The conference agreement provides \$314,536,000 for Family Housing Operation and Maintenance, Navy and Marine Corps.

FAMILY HOUSING CONSTRUCTION, AIR FORCE

The conference agreement provides \$78,446,000 for Family Housing Construction, Air Force.

FAMILY HOUSING OPERATION AND MAINTENANCE, AIR FORCE

The conference agreement provides \$317,274,000 for Family Housing Operation and Maintenance, Air Force.

FAMILY HOUSING OPERATION AND MAINTENANCE, DEFENSE-WIDE

The conference agreement provides \$58,373,000 for Family Housing Operation and Maintenance, Defense-Wide.

DEPARTMENT OF DEFENSE

FAMILY HOUSING IMPROVEMENT FUND

The conference agreement provides \$1,653,000 for the Department of Defense Family Housing Improvement Fund.

DEPARTMENT OF DEFENSE  
MILITARY UNACCOMPANIED HOUSING IMPROVEMENT FUND

The conference agreement provides \$600,000 for the Department of Defense Military Unaccompanied Housing Improvement Fund.

ADMINISTRATIVE PROVISIONS

(Including Transfers and Rescissions of Funds)

The conference agreement includes section 101 limiting the use of funds under a cost-plus-a-fixed-fee contract.

The conference agreement includes section 102 allowing the use of construction funds in this title for hire of passenger motor vehicles.

The conference agreement includes section 103 allowing the use of construction funds in this title for advances to the Federal Highway Administration for the construction of access roads.

The conference agreement includes section 104 prohibiting construction of new bases in the United States without a specific appropriation.

The conference agreement includes section 105 limiting the use of funds for the purchase of land or land easements that exceed 100 percent of the value.

The conference agreement includes section 106 prohibiting the use of funds, except funds appropriated in this title for that purpose, for family housing.

The conference agreement includes section 107 limiting the use of minor construction funds to transfer or relocate activities.

The conference agreement includes section 108 prohibiting the procurement of steel unless American producers, fabricators, and manufacturers have been allowed to compete.

The conference agreement includes section 109 prohibiting the use of construction or family housing funds to pay real property taxes in any foreign nation.

The conference agreement includes section 110 prohibiting the use of funds to initiate a new installation overseas without prior notification.

The conference agreement includes section 111 establishing a preference for American architectural and engineering services for overseas projects.

The conference agreement includes section 112 establishing a preference for American contractors in United States territories and possessions in the Pacific and on Kwajalein Atoll and in countries bordering the Arabian Gulf.

The conference agreement includes section 113 requiring congressional notification of military exercises when construction costs exceed \$100,000.

The conference agreement includes section 114 allowing funds appropriated in prior years for new projects authorized during the current session of Congress.

The conference agreement includes section 115 allowing the use of expired or lapsed funds to pay the cost of supervision for any project being completed with lapsed funds.

The conference agreement includes section 116 allowing military construction funds to be available for five years.

The conference agreement includes section 117 allowing the transfer of funds from Family Housing Construction accounts to the Family Housing Improvement Program.

The conference agreement includes section 118 allowing transfers to the Homeowners Assistance Fund.

The conference agreement includes section 119 limiting the source of operation and maintenance funds for flag and general officer quarters and allowing for notification by electronic medium. The provision also requires an annual report on the expenditures of each quarters.

The conference agreement includes section 120 extending the availability of funds in the Ford Island Improvement Account.

The conference agreement includes section 121 allowing the transfer of expired funds to the Foreign Currency Fluctuations, Construction, Defense account.

The conference agreement includes section 122 restricting the obligation of funds for relocating an Army unit that performs a testing mission.

The conference agreement includes section 123 allowing for the reprogramming of construction funds among projects and activities subject to certain criteria.

The conference agreement includes section 124 prohibiting the obligation or expenditure of funds provided to the Department of Defense for military construction for projects at Arlington National Cemetery.

The conference agreement includes section 125 providing additional construction funds for various Military Construction accounts.

The conference agreement includes section 126 rescinding funds from prior Appropriation Acts from various accounts.

The conference agreement includes section 127 defining the congressional defense committees.

The conference agreement includes section 128 prohibiting the use of funds in this Act to close or realign Naval Station Guantanamo Bay, Cuba. The provision is intended to prevent the closure or realignment of the installation out of the possession of the United States, and maintain the Naval Station's long-standing regional security and migrant operations missions.

The conference agreement includes section 129 restricting funds in the Act to be used to consolidate or relocate any element of Air Force Rapid Engineer Deployable Heavy Operational Repair Squadron Engineer until certain conditions are met.

The conference agreement includes section 130 providing additional funds for land acquisition and Defense Access Roads for Arlington Cemetery.

The conference agreement includes section 131 directing all amounts appropriated to "Military Construction, Army", "Military Construction, Navy and Marine Corps", "Military Construction, Air Force", and "Military Construction, Defense-Wide" accounts be immediately available and allotted for the full scope of authorized projects.

The conference agreement includes section 132 providing additional funds for anti-terrorism and force protection at military installations.

Insert  
15a-L

MILITARY CONSTRUCTION  
(AMOUNTS IN THOUSANDS)

	BUDGET REQUEST	HOUSE	SENATE	CONFERENCE AGREEMENT
-----				
ALABAMA				
ARMY				
ANNISTON ARMY DEPOT				
WEAPON MAINTENANCE SHOP.....	5,200	5,200	5,200	5,200
ALASKA				
AIR FORCE				
EIELSON AFB				
F-35 AIRCRAFT MAINTENANCE UNIT ADMIN FACILITY.....	6,800	6,800	6,800	6,800
F-35 CONVENTIONAL MUNITIONS MAINTENANCE FACILITY..	15,500	15,500	15,500	15,500
F-35A CATM RANGE.....	19,000	19,000	19,000	19,000
F-35A SCHOOL AGE FACILITY.....	22,500	22,500	22,500	22,500
DEFENSE-WIDE				
CLEAR AFS				
LONG RANGE DISCRIM RADAR SYS COMPLEX PHASE 2.....	174,000	130,000	174,000	174,000
FORT GREELY				
MISSILE FIELD #1 EXPANSION.....	8,000	---	8,000	8,000
JOINT BASE ELMENDORF-RICHARDSON				
OPERATIONS FACILITY REPLACEMENT.....	14,000	14,000	14,000	14,000
ARMY NATIONAL GUARD				
JOINT BASE ELMENDORF-RICHARDSON				
UNITED STATES PROPERTY & FISCAL OFFICE.....	27,000	27,000	27,000	27,000
ARIZONA				
AIR FORCE				
LUKE AFB				
F-35A AIRCRAFT MAINTENANCE UNIT FACILITY.....	23,000	23,000	23,000	23,000
F-35A SQUAD OPS #6.....	17,000	17,000	17,000	17,000
ARKANSAS				
DEFENSE-WIDE				
LITTLE ROCK AFB				
HYDRANT FUEL SYSTEM ALTERATIONS.....	14,000	14,000	14,000	14,000
CALIFORNIA				
ARMY				
FORT IRWIN				
MULTIPURPOSE RANGE COMPLEX.....	29,000	29,000	29,000	29,000
NAVY				
CAMP PENDLETON				
AAV-ACV MAINTENANCE & WAREHOUSE FACILITY.....	49,410	49,410	49,410	49,410
ELECTRICAL UPGRADES.....	4,020	4,020	4,020	4,020
FULL MOTION TRAINER FACILITY.....	10,670	10,670	10,670	10,670
POTABLE WATER DISTRIBUTION IMPROVEMENTS.....	47,230	47,230	47,230	47,230
CORONADO				
CMV-22B AIRFIELD IMPROVEMENTS.....	77,780	77,780	77,780	77,780
LEMOORE				
F-35 MAINTENANCE HANGAR.....	112,690	112,690	112,690	112,690
MIRAMAR				
AIRFIELD SECURITY IMPROVEMENTS.....	11,500	11,500	11,500	11,500
F-35 VERTICAL LANDING PADS AND TAXIWAY.....	20,480	20,480	20,480	20,480
POINT MUGU				
DIRECTED ENERGY SYSTEMS INTERGRATION LAB.....	22,150	22,150	22,150	22,150
SAN DIEGO				
HARBOR DRIVE SWITCHING STATION.....	48,440	48,440	48,440	48,440
PIER 8 REPLACEMENT.....	108,100	48,747	108,100	48,747
SAN NICOLAS ISLAND				
MISSILE ASSEMBLY BUILD & HIGH EXPLOSIVE MAGAZINE..	31,010	31,010	31,010	31,010
SEAL BEACH				
CAUSEWAY, BOAT CHANNEL & TURNING BASIN.....	117,830	117,830	60,000	117,830
DEFENSE-WIDE				
CAMP PENDLETON				
SOF EOD FACILITY - WEST.....	3,547	3,547	3,547	3,547
SOF HUMAN PERFORMANCE TRAINING CENTER-WEST.....	9,049	9,049	9,049	9,049



MILITARY CONSTRUCTION  
(AMOUNTS IN THOUSANDS)

	BUDGET REQUEST	HOUSE	SENATE	CONFERENCE AGREEMENT
CORONADO				
SOF ATC APPLIED INSTRUCTION FACILITY.....	14,819	14,819	14,819	14,819
SOF ATC TRAINING FACILITY.....	18,329	18,329	18,329	18,329
SOF CLOSE QUARTERS COMBAT FACILITY.....	12,768	12,768	12,768	12,768
SOF NSWG-1 OPERATIONS SUPPORT FACILITY.....	25,172	25,172	25,172	25,172
DEFENSE DISTRIBUTION DEPOT-TRACY				
MAIN ACCESS CONTROL POINT UPGRADES.....	18,800	18,800	18,800	18,800
AIR NATIONAL GUARD				
CHANNEL ISLANDS ANGS				
CONSTRUCT C-130J FLIGHT SIMULATOR FACILITY.....	8,000	8,000	8,000	8,000
ARMY RESERVE				
BARSTOW				
ECS MODIFIED TEMF / WAREHOUSE.....	34,000	34,000	34,000	34,000
NAVY RESERVE				
SEAL BEACH				
RESERVE TRAINING CENTER.....	21,740	21,740	21,740	21,740
COLORADO				
ARMY				
FORT CARSON				
VEHICLE MAINTENANCE SHOP.....	77,000	77,000	77,000	77,000
DEFENSE-WIDE				
FORT CARSON				
SOF HUMAN PERFORMANCE TRAINING CENTER.....	15,297	15,297	15,297	15,297
SOF MOUNTAINEERING FACILITY.....	9,000	9,000	9,000	9,000
DISTRICT OF COLUMBIA				
NAVY				
NAVAL OBSERVATORY				
MASTER TIME CLOCKS & OPERATIONS FACILITY.....	115,600	60,000	40,000	40,000
FLORIDA				
NAVY				
MAYPORT				
LCS OPERATIONAL TRAINING FACILITY ADDITION.....	29,110	29,110	29,110	29,110
LCS SUPPORT FACILITY.....	82,350	82,350	82,350	82,350
AIR FORCE				
EGLIN AFB				
F-35A INTEGRATED TRNG CENTER ACADEMICS BLDG.....	34,863	34,863	34,863	34,863
F-35A STUDENT DORMITORY II.....	28,000	28,000	28,000	28,000
MACDILL AFB				
KC135 BEDDOWN ADD FLIGHT SIMULATOR TRAINING.....	3,100	3,100	3,100	3,100
GEORGIA				
ARMY				
FORT GORDON				
CYBER INSTRUCTIONAL FAC AND NETWORK CTR.....	99,000	99,000	99,000	99,000
NAVY RESERVE				
BENNING				
RESERVE TRAINING CENTER.....	13,630	13,630	13,630	13,630
HAWAII				
ARMY				
FORT SHAFTER				
COMMAND AND CONTROL FACILITY, INCR 4.....	105,000	95,000	105,000	105,000
NAVY				
JOINT BASE PEARL HARBOR-HICKAM				
DRYDOCK WATERFRONT FACILITY.....	45,000	45,000	45,000	45,000
KANEHOE BAY				
CORROSION CONTROL HANGAR.....	66,100	66,100	66,100	66,100
PEARL CITY				
WATER TRANSMISSION LINE.....	78,320	78,320	78,320	78,320
AIR NATIONAL GUARD				
JOINT BASE PEARL HARBOR-HICKAM				
CONSTRUCT ADDITION TO F-22 LO/CRF B3408.....	17,000	17,000	17,000	17,000




MILITARY CONSTRUCTION  
(AMOUNTS IN THOUSANDS)

	BUDGET REQUEST	HOUSE	SENATE	CONFERENCE AGREEMENT
ILLINOIS				
ARMY NATIONAL GUARD				
MARSEILLES				
AUTOMATED RECORD FIRE RANGE.....	5,000	5,000	5,000	5,000
AIR NATIONAL GUARD				
GREATER PEORIA REGIONAL AIRPORT				
CONSTRUCT NEW FIRE CRASH/RESCUE STATION.....	9,000	9,000	9,000	9,000
INDIANA				
ARMY				
CRANE ARMY AMMUNITION PLANT				
RAILCAR HOLDING AREA.....	16,000	16,000	16,000	16,000
AIR FORCE RESERVE				
GRISSOM ARB				
ADD/ALTER AIRCRAFT MAINTENANCE HANGAR.....	12,100	12,100	12,100	12,100
KENTUCKY				
ARMY				
FORT CAMPBELL				
VEHICLE MAINTENANCE SHOP.....	32,000	32,000	32,000	32,000
FORT KNOX				
DIGITAL AIR/GROUND INTEGRATION RANGE.....	26,000	26,000	26,000	26,000
DEFENSE-WIDE				
FORT CAMPBELL				
FT CAMPBELL MIDDLE SCHOOL.....	62,634	62,634	62,634	62,634
SOF AIR/GROUND INTEG. URBAN LIVE FIRE RANGE.....	9,091	9,091	9,091	9,091
SOF LOGISTICS SUPPORT OPERATIONS FACILITY.....	5,435	5,435	5,435	5,435
SOF MULTI-USE HELICOPTER TRAINING FACILITY.....	5,138	5,138	5,138	5,138
LOUISIANA				
AIR NATIONAL GUARD				
NEW ORLEANS				
NORTHCOM - CONSTRUCT ALERT APRON.....	15,000	15,000	15,000	15,000
MAINE				
NAVY				
KITTERY				
DRY DOCK #1 SUPERFLOOD BASIN.....	109,960	51,639	109,960	109,960
EXTEND PORTAL CRANE RAIL.....	39,725	39,725	39,725	39,725
DEFENSE-WIDE				
KITTERY				
CONSOLIDATED WAREHOUSE REPLACEMENT.....	11,600	11,600	11,600	11,600
MARYLAND				
AIR FORCE				
JOINT BASE ANDREWS				
PAR RELOCATE HAZ CARGO PAD AND EOD RANGE.....	37,000	37,000	37,000	37,000
PRESIDENTIAL AIRCRAFT RECAP COMPLEX, INC. 2.....	154,000	123,116	129,116	129,116
DEFENSE-WIDE				
FORT HEADE				
MISSION SUPPORT OPERATIONS WAREHOUSE FACILITY.....	30,000	30,000	30,000	30,000
NSAW RECAPITALIZE BUILDING #2 INC 4.....	218,000	218,000	218,000	218,000
NSAW RECAPITALIZE BUILDING #3 INC 1.....	99,000	99,000	99,000	99,000
MASSACHUSETTS				
AIR FORCE				
HANSCOM AFB				
MIT-LINCOLN LABORATORY (WEST LAB CSL/MIF).....	225,000	40,000	90,000	90,000
MINNESOTA				
AIR FORCE RESERVE				
MINNEAPOLIS-ST PAUL IAP				
SMALL ARMS RANGE.....	9,000	9,000	9,000	---

MILITARY CONSTRUCTION  
(AMOUNTS IN THOUSANDS)

	BUDGET REQUEST	HOUSE	SENATE	CONFERENCE AGREEMENT
MISSISSIPPI				
AIR FORCE RESERVE				
KEESLER AFB				
AEROMEDICAL STAGING SQUADRON FACILITY.....	4,550	4,550	4,550	4,550
MISSOURI				
DEFENSE-WIDE				
ST LOUIS				
NEXT NGA WEST (N2W) COMPLEX PHASE 1 INC. 2.....	213,600	173,400	181,600	181,000
NEXT NGA WEST (N2W) COMPLEX PHASE 2 INC. 1.....	110,000	110,000	110,000	110,000
MONTANA				
ARMY NATIONAL GUARD				
MALTA				
NATIONAL GUARD READINESS CENTER.....	15,000	15,000	15,000	15,000
NEBRASKA				
AIR FORCE				
OFFUTT AFB				
PARKING LOT, USSTRATCOM.....	9,500	9,500	9,500	9,500
NEVADA				
AIR FORCE				
CREECH AFB				
MQ-9 CPIP GCS OPERATIONS FACILITY.....	28,000	28,000	28,000	28,000
MQ-9 CPIP OPERATIONS & COMMAND CENTER FAC.....	31,000	31,000	31,000	31,000
NELLIS AFB				
CRH SIMULATOR.....	5,900	5,900	5,900	5,900
ARMY NATIONAL GUARD				
NORTH LAS VEGAS				
NATIONAL GUARD READINESS CENTER.....	32,000	32,000	32,000	32,000
NEW HAMPSHIRE				
ARMY NATIONAL GUARD				
PEMBROKE				
NATIONAL GUARD READINESS CENTER.....	12,000	12,000	12,000	12,000
NEW JERSEY				
ARMY				
PICATINNY ARSENAL				
MUNITIONS DISASSEMBLY COMPLEX.....	41,000	41,000	41,000	41,000
DEFENSE-WIDE				
JOINT BASE MCGUIRE-DIX-LAKEHURST				
HOT CARGO HYDRANT SYSTEM REPLACEMENT.....	10,200	10,200	10,200	10,200
NEW MEXICO				
ARMY				
WHITE SANDS				
INFORMATION SYSTEMS FACILITY.....	40,000	40,000	40,000	40,000
AIR FORCE				
HOLLOMAN AFB				
MQ-9 FTU OPS FACILITY.....	85,000	85,000	85,000	85,000
NEW YORK				
ARMY				
U.S. MILITARY ACADEMY				
ENGINEERING CENTER.....	95,000	95,000	95,000	95,000
PARKING STRUCTURE.....	65,000	65,000	65,000	65,000
AIR NATIONAL GUARD				
FRANCIS S. GABRESKI AIRPORT				
SECURITY FORCES/COMM.TRAINING FACILITY.....	20,000	20,000	20,000	20,000
AIR FORCE RESERVE				
NIAGARA FALLS IAP				
PHYSICAL FITNESS CENTER.....	14,000	14,000	14,000	14,000



MILITARY CONSTRUCTION  
(AMOUNTS IN THOUSANDS)

	BUDGET REQUEST	HOUSE	SENATE	CONFERENCE AGREEMENT
NORTH CAROLINA				
ARMY				
FORT BRAGG				
DINING FACILITY.....	10,000	10,000	10,000	10,000
NAVY				
CHERRY POINT MARINE CORPS AIR STATION				
AIRCRAFT MAINTENANCE HANGAR.....	133,970	60,000	60,000	60,000
FLIGHTLINE UTILITY MODERNIZATION.....	106,860	55,000	106,860	55,000
DEFENSE-WIDE				
FORT BRAGG				
SOF REPLACE TRAINING MAZE AND TOWER.....	12,109	12,109	12,109	12,109
SOF SERE RESISTANCE TRAINING LAB. COMPLEX.....	20,257	20,257	20,257	20,257
NEW RIVER				
AMB CARE CENTER/DENTAL CLINIC REPLACEMENT.....	32,580	32,580	32,580	32,580
NORTH DAKOTA				
AIR FORCE				
MINOT AFB				
CONSOLIDATED HELO/TRF OPS/AMU AND ALERT FACILITY..	66,000	66,000	66,000	66,000
ARMY NATIONAL GUARD				
FARGO				
NATIONAL GUARD READINESS CENTER.....	32,000	32,000	32,000	32,000
OHIO				
AIR FORCE				
WRIGHT-PATTERSON AFB				
ADAL INTELLIGENCE PRODUCTION COMPLEX (NASIC).....	116,100	61,000	116,100	61,000
ARMY NATIONAL GUARD				
CAMP RAVENNA				
AUTOMATED MULTIPURPOSE MACHINE GUN RANGE.....	7,400	7,400	7,400	7,400
OKLAHOMA				
AIR FORCE				
ALTUS AFB				
KC-46A FTU/FTC SIMULATOR FACILITY PHASE 3.....	12,000	12,000	12,000	12,000
TINKER AFB				
KC-46A DEPOT FUEL MAINTENANCE HANGAR.....	85,000	85,000	85,000	85,000
KC-46A DEPOT MAINTENANCE HANGAR.....	81,000	81,000	81,000	81,000
DEFENSE-WIDE				
MCALISTER				
BULK DIESEL SYSTEM REPLACEMENT.....	7,000	7,000	7,000	7,000
PENNSYLVANIA				
NAVY				
PHILADELPHIA				
SUBMARINE PROPULSOR MANUFACTURING SUPPORT FACILITY	71,050	71,050	71,050	71,050
AIR NATIONAL GUARD				
FORT INDIANTOWN GAP				
REPLACE OPERATIONS TRAINING/DINING HALL.....	8,000	8,000	8,000	8,000
NAVY RESERVE				
PITTSBURGH				
RESERVE TRAINING CENTER - PITTSBURGH, PA.....	---	---	---	---
SOUTH CAROLINA				
ARMY				
FORT JACKSON				
TRAINEE BARRACKS COMPLEX 3, PHASE 2.....	52,000	52,000	52,000	52,000
NAVY				
BEAUFORT				
RECYCLING/HAZARDOUS WASTE FACILITY.....	9,517	9,517	9,517	9,517
PARRIS ISLAND				
RANGE IMPROVEMENTS & MODERNIZATION, PHASE 2.....	35,190	35,190	35,190	35,190
AIR FORCE				
SHAW AFB				
CPIP MQ-9 MCE GROUP.....	53,000	53,000	53,000	53,000

12

MILITARY CONSTRUCTION  
(AMOUNTS IN THOUSANDS)

	BUDGET REQUEST	HOUSE	SENATE	CONFERENCE AGREEMENT
SOUTH DAKOTA				
ARMY NATIONAL GUARD				
RAPID CITY				
NATIONAL GUARD READINESS CENTER.....	15,000	15,000	15,000	15,000
TEXAS				
ARMY				
FORT BLISS				
SUPPLY SUPPORT ACTIVITY.....	24,000	24,000	24,000	24,000
AIR FORCE				
JOINT BASE SAN ANTONIO				
BMT RECRUIT DORMITORY 6.....	25,000	25,000	25,000	25,000
DEFENSE-WIDE				
JOINT BASE SAN ANTONIO				
ENERGY AEROSPACE OPERATIONS FACILITY.....	10,200	10,200	10,200	10,200
RED RIVER ARMY DEPOT				
GENERAL PURPOSE WAREHOUSE.....	71,500	71,500	71,500	71,500
AIR FORCE RESERVE				
FORT WORTH				
MUNITIONS TRAINING/ADMIN FACILITY.....	3,100	3,100	3,100	---
UTAH				
NAVY				
HILL AFB				
D5 MISSILE MOTOR RECEIPT/STORAGE FACILITY.....	105,520	55,000	105,520	55,000
VIRGINIA				
NAVY				
PORTSMOUTH				
SHIPS MAINTENANCE FACILITY.....	26,120	26,120	26,120	26,120
QUANTICO				
TBS FIRE STATION.....	21,980	---	---	---
DEFENSE-WIDE				
DAM NECK				
SOF MAGAZINES.....	8,959	8,959	8,959	8,959
FORT A. P. HILL				
TRAINING CAMPUS.....	11,734	11,734	11,734	11,734
FORT BELVOIR				
HUMAN PERFORMANCE TRAINING CENTER.....	6,127	6,127	6,127	6,127
HUMPHREYS ENGINEER CENTER				
MAINTENANCE AND SUPPLY FACILITY.....	20,257	20,257	20,257	20,257
JOINT BASE LANGLEY-EUSTIS				
FUEL FACILITIES REPLACEMENT.....	6,900	6,900	6,900	6,900
GROUND VEHICLE FUELING FACILITY REPLACEMENT.....	5,800	5,800	5,800	5,800
PENTAGON				
EXTERIOR INFRASTRUC. & SECURITY IMPROVEMENTS.....	23,650	23,650	23,650	23,650
NORTH VILLAGE VACP & FENCING.....	12,200	12,200	12,200	12,200
AIR NATIONAL GUARD				
JOINT BASE LANGLEY-EUSTIS				
CONSTRUCT CYBER OPS FACILITY.....	10,000	10,000	10,000	10,000
WASHINGTON				
NAVY				
BANGOR				
PIER AND MAINTENANCE FACILITY.....	88,960	88,960	88,960	88,960
WHIDBEY ISLAND				
FLEET SUPPORT FACILITY.....	19,450	19,450	19,450	19,450
NEXT GENERATION JAMMER FACILITY.....	7,930	7,930	7,930	7,930
DEFENSE-WIDE				
JOINT BASE LEWIS-MCCHORD				
REFUELING FACILITY.....	26,200	26,200	26,200	26,200

MILITARY CONSTRUCTION  
(AMOUNTS IN THOUSANDS)

	BUDGET REQUEST	HOUSE	SENATE	CONFERENCE AGREEMENT
-----				
WISCONSIN				
ARMY RESERVE				
FORT MCCOY				
TRANSIENT TRAINING BARRACKS.....	23,000	23,000	23,000	23,000
BAHAMAS				
NAVY				
ANDROS ISLAND				
AUTEZ AUSTERE QUARTERS.....	31,050	31,050	31,050	31,050
BAHRAIN ISLAND				
NAVY				
SW ASIA				
FLEET MAINTENANCE FACILITY & TOC.....	26,340	26,340	26,340	26,340
BELGIUM				
DEFENSE-WIDE				
CHIEVRES AB				
EUROPE WEST DISTRICT SUPERINTENDENT'S OFFICE.....	14,305	14,305	14,305	14,305
CONUS CLASSIFIED				
DEFENSE-WIDE				
CLASSIFIED LOCATION				
BATTALION COMPLEX, PHASE 2.....	49,222	49,222	49,222	49,222
GERMANY				
ARMY				
EAST CAMP GRAFENWOEHR				
MISSION TRAINING COMPLEX.....	31,000	31,000	31,000	31,000
NAVY				
PANZER KASERNE				
MARFOEUR HQ MODERNIZATION AND EXPANSION.....	43,950	43,950	43,950	43,950
DEFENSE-WIDE				
BAUMHOLDER				
SOF JOINT PARACHUTE RIGGING FACILITY.....	11,504	11,504	11,504	11,504
KAISERLAUTERN AB				
KAISERLAUTERN MIDDLE SCHOOL.....	99,955	99,955	99,955	99,955
RHINE ORDNANCE BARRACKS				
MEDICAL CENTER REPLACEMENT INC. 8.....	319,589	319,589	319,589	319,589
WIESBADEN				
CLAY KASERNE ELEMENTARY SCHOOL.....	56,048	56,048	56,048	56,048
GUAM				
NAVY				
JOINT REGION MARIANAS				
ACE GYM & DINING.....	27,910	27,910	27,910	27,910
EARTH COVERED MAGAZINES.....	52,270	52,270	52,270	52,270
MACHINE GUN RANGE.....	141,287	70,000	50,000	50,000
ORDNANCE OPS.....	22,020	22,020	22,020	22,020
UNACCOMPANIED ENLISTED HOUSING.....	36,170	36,170	36,170	36,170
AIR FORCE				
JOINT REGION MARIANAS				
HAYMAN MUNITIONS STORAGE IGLOOS MSA 2.....	9,800	9,800	9,800	9,800
GUANTANAMO BAY, CUBA				
NAVY				
GUANTANAMO BAY				
SOLID WASTE MANAGEMENT FACILITY.....	85,000	85,000	85,000	85,000
DEFENSE-WIDE				
GUANTANAMO BAY				
WORKING DOG TREATMENT FACILITY REPLACEMENT.....	9,080	9,080	9,080	9,080

MILITARY CONSTRUCTION  
(AMOUNTS IN THOUSANDS)

	BUDGET REQUEST	HOUSE	SENATE	CONFERENCE AGREEMENT
-----				
HONDURAS				
ARMY				
SOTO CANO AB				
BARRACKS.....	21,000	21,000	21,000	21,000
JAPAN				
NAVY				
KADENA AB				
TACTICAL OPERATIONS CENTER.....	9,049	9,049	9,049	9,049
DEFENSE-WIDE				
CAMP MCTUREOUS				
BECHTEL ELEMENTARY SCHOOL.....	94,851	94,851	94,851	94,851
IWAKUNI				
FUEL PIER.....	33,200	33,200	33,200	33,200
KADENA AB				
TRUCK UNLOAD FACILITIES.....	21,400	21,400	21,400	21,400
YOKOSUKA				
KINNICK HIGH SCHOOL.....	170,386	40,000	60,000	40,000
KOREA				
ARMY				
CAMP TANGO				
COMMAND AND CONTROL FACILITY.....	17,500	17,500	17,500	17,500
KUWAIT				
ARMY				
CAMP ARIFJAN				
VEHICLE MAINTENANCE SHOP.....	44,000	44,000	44,000	44,000
MARIANA ISLANDS				
AIR FORCE				
TINIAN				
APR - CARGO PAD WITH TAXIWAY EXTENSION.....	46,000	46,000	46,000	46,000
APR - MAINTENANCE SUPPORT FACILITY.....	4,700	4,700	4,700	4,700
QATAR				
AIR FORCE				
AL UDEID				
FLIGHTLINE SUPPORT FACILITIES.....	30,400	30,400	---	---
PERSONNEL DEPLOYMENT PROCESSING FACILITY.....	40,000	40,000	---	---
UNITED KINGDOM				
AIR FORCE				
ROYAL AIR FORCE LAKENHEATH				
F-35A 6 BAY HANGAR.....	39,036	39,036	39,036	39,036
F-35A ADAL CONVENTIONAL MUNITIONS MX.....	9,204	9,204	9,204	9,204
F-35A ADAL PARTS STORE.....	13,926	13,926	13,926	13,926
F-35A AGE FACILITY.....	12,449	12,449	12,449	12,449
F-35A DORM.....	29,541	29,541	29,541	29,541
F-35A FUEL SYSTEM MAINTENANCE DOCK 2 BAY.....	16,880	16,880	16,880	16,880
F-35A PARKING APRON.....	27,431	27,431	27,431	27,431
DEFENSE-WIDE				
CROUGHTON RAF				
AMBULATORY CARE CENTER ADDITION/ALTERATION.....	10,000	---	---	---
WORLDWIDE CLASSIFIED				
AIR FORCE				
CLASSIFIED LOCATION				
TACHOR - UTILITIES AND INFRASTRUCTURE SUPPORT.....	18,000	18,000	18,000	18,000
NATO SECURITY INVESTMENT PROGRAM.....	171,064	171,064	171,064	171,064

(15)

MILITARY CONSTRUCTION  
(AMOUNTS IN THOUSANDS)

	BUDGET REQUEST	HOUSE	SENATE	CONFERENCE AGREEMENT
-----				
WORLDWIDE UNSPECIFIED				
ARMY				
HOST NATION SUPPORT.....	34,000	34,000	34,000	34,000
MINOR CONSTRUCTION.....	72,000	72,000	82,000	82,000
PLANNING AND DESIGN.....	71,068	71,068	71,068	71,068
PLANNING AND DESIGN.....	5,000	5,000	5,000	5,000
NAVY				
PLANNING AND DESIGN.....	185,542	185,542	185,542	185,542
MINOR CONSTRUCTION.....	28,579	28,579	28,579	28,579
AIR FORCE				
PLANNING AND DESIGN.....	206,577	206,577	206,577	206,577
MINOR CONSTRUCTION.....	38,500	38,500	38,500	38,500
DEFENSE-WIDE				
CONTINGENCY CONSTRUCTION.....	10,000	---	---	---
ENERGY RESILIENCE AND CONSERVATION INVESTMENT PROGRAM.....	150,000	165,000	195,000	193,390
PLANNING AND DESIGN				
DEFENSE WIDE.....	14,300	14,300	14,300	14,300
ERCIP.....	10,000	10,000	10,000	15,000
DEFENSE HEALTH AGENCY.....	55,699	55,699	55,699	55,699
DEFENSE INFORMATION SYSTEMS AGENCY.....	496	496	496	496
DEFENSE LOGISTICS AGENCY.....	42,705	42,705	42,705	42,705
MISSILE DEFENSE AGENCY.....	14,184	14,184	14,184	6,184
SPECIAL OPERATIONS COMMAND.....	55,925	55,925	55,925	55,925
WASHINGTON HEADQUARTERS SERVICE.....	2,036	2,036	2,036	2,036
SUBTOTAL, PLANNING AND DESIGN.....	195,345	195,345	195,345	192,345
UNSPECIFIED MINOR CONSTRUCTION				
DEFENSE WIDE.....	3,000	3,000	3,000	3,000
DEFENSE HEALTH AGENCY.....	5,000	5,000	5,000	5,000
DEFENSE LOGISTICS AGENCY.....	17,366	17,366	17,366	17,366
MISSILE DEFENSE AGENCY.....	10,000	10,000	10,000	10,000
SPECIAL OPERATIONS COMMAND.....	13,642	13,642	13,642	13,642
THE JOINT STAFF.....	12,479	12,479	12,479	12,479
SUBTOTAL, UNSPECIFIED MINOR CONSTRUCTION.....	61,487	61,487	61,487	61,487
ARMY NATIONAL GUARD				
PLANNING AND DESIGN.....	16,622	16,622	16,622	16,622
MINOR CONSTRUCTION.....	18,100	18,100	28,100	28,100
AIR NATIONAL GUARD				
PLANNING AND DESIGN.....	18,500	18,500	18,500	18,500
MINOR CONSTRUCTION.....	23,626	23,626	33,626	23,626
ARMY RESERVE				
PLANNING AND DESIGN.....	5,855	5,855	5,855	5,855
MINOR CONSTRUCTION.....	2,064	2,064	2,064	2,064
NAVY RESERVE				
PLANNING AND DESIGN.....	4,695	4,695	4,695	4,695
MINOR CONSTRUCTION.....	3,000	3,000	3,000	3,000
AIR FORCE RESERVE				
PLANNING AND DESIGN.....	4,055	4,055	4,055	4,055
MINOR CONSTRUCTION.....	3,358	3,358	3,358	3,358





MILITARY CONSTRUCTION  
(AMOUNTS IN THOUSANDS)

	BUDGET REQUEST	HOUSE	SENATE	CONFERENCE AGREEMENT
-----				
FAMILY HOUSING, ARMY				
WISCONSIN				
FORT MCCOY				
FAMILY HOUSING NEW CONSTRUCTION (7 units).....	6,200	6,200	6,200	6,200
PUERTO RICO				
FORT BUCHANAN				
FAMILY HOUSING NEW CONSTRUCTION (26 UNITS).....	26,000	26,000	26,000	26,000
KOREA				
CAMP WALKER - DAEGU				
FAMILY HOUSING REPLACEMENT CONSTRUCTION (90 UNITS)	68,000	68,000	68,000	68,000
CAMP HUMPHRIES				
FAMILY HOUSING NEW CONSTRUCTION.....	85,000	85,000	85,000	85,000
ITALY				
VICENZA				
FAMILY HOUSING NEW CONSTRUCTION (111 UNITS).....	95,134	95,134	95,134	95,134
GERMANY				
BAUMHOLDER				
CONSTRUCTION IMPROVEMENTS (72 UNITS).....	32,000	32,000	32,000	32,000
PLANNING AND DESIGN.....	18,326	18,326	18,326	18,326
SUBTOTAL, CONSTRUCTION.....	330,660	330,660	330,660	330,660
OPERATION AND MAINTENANCE				
UTILITIES ACCOUNT.....	57,872	57,872	57,872	57,872
SERVICES ACCOUNT.....	10,502	10,502	10,502	10,502
MANAGEMENT ACCOUNT.....	36,302	36,302	36,302	36,302
MISCELLANEOUS ACCOUNT.....	408	408	408	408
FURNISHINGS ACCOUNT.....	15,842	15,842	15,842	15,842
LEASING.....	161,252	161,252	161,252	161,252
MAINTENANCE OF REAL PROPERTY.....	75,530	75,530	75,530	75,530
PRIVATIZATION SUPPORT COSTS.....	18,801	18,801	18,801	18,801
SUBTOTAL, OPERATION AND MAINTENANCE.....	376,509	376,509	376,509	376,509
FAMILY HOUSING, NAVY AND MARINE CORPS				
GUAM				
NSA ANDERSON				
REPLACEMENT HOUSING PHASE III.....	83,441	83,441	83,441	83,441
JAPAN				
IWAKUNI				
CONSTRUCTION IMPROVEMENTS (44 UNITS).....	16,638	16,638	16,638	16,638
PLANNING AND DESIGN.....	4,502	4,502	4,502	4,502
SUBTOTAL, CONSTRUCTION.....	104,581	104,581	104,581	104,581
OPERATION AND MAINTENANCE				
UTILITIES ACCOUNT.....	60,252	60,252	60,252	60,252
SERVICES ACCOUNT.....	16,261	16,261	16,261	16,261
MANAGEMENT ACCOUNT.....	50,870	50,870	50,870	50,870
MISCELLANEOUS ACCOUNT.....	148	148	148	148
FURNISHINGS ACCOUNT.....	16,395	16,395	16,395	16,395
LEASING.....	62,515	62,515	62,515	62,515
MAINTENANCE OF REAL PROPERTY.....	86,328	86,328	86,328	86,328



MILITARY CONSTRUCTION  
(AMOUNTS IN THOUSANDS)

	BUDGET REQUEST	HOUSE	SENATE	CONFERENCE AGREEMENT
PRIVATIZATION SUPPORT COSTS.....	21,767	21,767	21,767	21,767
SUBTOTAL, OPERATION AND MAINTENANCE.....	314,536	314,536	314,536	314,536
FAMILY HOUSING, AIR FORCE				
JAPAN				
KADENA				
CONSTRUCTION IMPROVEMENTS (130 UNITS).....	72,129	72,129	72,129	72,129
UNITED KINGDOM				
RAF LAKENHEATH				
CONSTRUCTION IMPROVEMENTS.....	3,118	3,118	3,118	3,118
PLANNING AND DESIGN.....	3,199	3,199	3,199	3,199
SUBTOTAL, CONSTRUCTION.....	78,446	78,446	78,446	78,446
OPERATION AND MAINTENANCE				
UTILITIES ACCOUNT.....	48,566	48,566	48,566	48,566
MANAGEMENT ACCOUNT.....	54,423	54,423	54,423	54,423
SERVICES ACCOUNT.....	13,669	13,669	13,669	13,669
FURNISHINGS ACCOUNT.....	30,645	30,645	30,645	30,645
MISCELLANEOUS ACCOUNT.....	2,171	2,171	2,171	2,171
LEASING.....	15,832	15,832	15,832	15,832
MAINTENANCE.....	129,763	129,763	129,763	129,763
PRIVATIZATION SUPPORT COSTS.....	22,205	22,205	22,205	22,205
SUBTOTAL, OPERATION AND MAINTENANCE.....	317,274	317,274	317,274	317,274
FAMILY HOUSING, DEFENSE-WIDE				
OPERATION AND MAINTENANCE				
NATIONAL SECURITY AGENCY				
UTILITIES.....	106	106	106	106
FURNISHING.....	416	416	416	416
LEASING.....	13,046	13,046	13,046	13,046
MAINTENANCE OF REAL PROPERTY.....	121	121	121	121
DEFENSE INTELLIGENCE AGENCY				
UTILITIES.....	4,100	4,100	4,100	4,100
FURNISHINGS.....	643	643	643	643
LEASING.....	38,232	38,232	38,232	38,232
DEFENSE LOGISTICS AGENCY				
UTILITIES.....	9	9	9	9
FURNISHINGS.....	1	1	1	1
SERVICES.....	2	2	2	2
MANAGEMENT.....	155	155	155	155
MAINTENANCE OF REAL PROPERTY.....	1,542	1,542	1,542	1,542
SUBTOTAL, OPERATION AND MAINTENANCE.....	58,373	58,373	58,373	58,373
DOD MILITARY UNACCOMPANIED HOUSING IMPROVEMENT FUND...	600	600	600	600
DOD FAMILY HOUSING IMPROVEMENT FUND.....	1,653	1,653	1,653	1,653
BASE REALIGNMENT AND CLOSURE				
BASE REALIGNMENT AND CLOSURE ACCOUNT.....	267,538	322,390	277,538	342,000
ADMINISTRATIVE PROVISIONS				
MILITARY CONSTRUCTION, ARMY.....	---	44,100	77,600	94,100
MILITARY CONSTRUCTION, NAVY AND MARINE CORPS.....	---	317,800	244,400	196,850
MILITARY CONSTRUCTION, AIR FORCE.....	---	144,450	118,516	118,450
MILITARY CONSTRUCTION, ARMY NATIONAL GUARD.....	---	11,000	22,000	22,000
MILITARY CONSTRUCTION, AIR NATIONAL GUARD.....	---	62,000	11,100	54,000
MILITARY CONSTRUCTION, ARMY RESERVE.....	---	23,000	10,000	23,000

134

MILITARY CONSTRUCTION  
(AMOUNTS IN THOUSANDS)

	BUDGET REQUEST	HOUSE	SENATE	CONFERENCE AGREEMENT
MILITARY CONSTRUCTION, AIR FORCE RESERVE.....	---	84,800	14,400	84,800
MILITARY CONSTRUCTION - ENHANCING FORCE PROTECTION AND SAFETY ON MILITARY INSTALLATIONS (SEC. 132).....	---	150,000	---	100,000
DEFENSE ACCESS ROADS PROGRAM (SEC. 131).....	---	---	30,000	30,000
RESCISSIONS FROM PRIOR YEAR UNOBLIGATED BALANCES				
AIR FORCE.....	---	-31,158	-31,158	-31,158
ARMY NATIONAL GUARD (RESCISSION).....	---	---	-10,000	-10,000
42 USC 3374 (SEC. 126).....	---	-15,000	---	-15,333
NATO SECURITY INVESTMENT PROGRAM.....	---	-25,000	---	-25,000
FAMILY HOUSING, NAVY AND MARINE CORPS (RESCISSION)....	---	---	-2,138	-2,138

## TITLE II

### DEPARTMENT OF VETERANS AFFAIRS

#### VETERANS BENEFITS ADMINISTRATION

##### COMPENSATION AND PENSIONS

##### (INCLUDING TRANSFER OF FUNDS)

The conference agreement provides \$109,017,152,000 for Compensation and Pensions in advance for fiscal year 2020. Of the amount provided, not more than \$18,047,000 is to be transferred to General Operating Expenses, Veterans Benefits Administration (VBA) and Information Technology Systems for reimbursement of necessary expenses in implementing provisions of title 38. The conference agreement also provides \$2,994,366,000 for fiscal year 2019 in addition to the advance appropriation provided last year.

##### READJUSTMENT BENEFITS

The conference agreement provides \$14,065,282,000 for Readjustment Benefits in advance for fiscal year 2020.

##### VETERANS INSURANCE AND INDEMNITIES

The conference agreement provides \$111,340,000 for Veterans Insurance and Indemnities in advance for fiscal year 2020.

##### VETERANS HOUSING BENEFIT PROGRAM FUND

The conference agreement provides such sums as may be necessary for costs associated with direct and guaranteed loans for the Veterans Housing Benefit Program Fund. The conference agreement limits obligations for direct loans to not more than \$500,000 and provides that \$200,612,000 shall be available for administrative expenses.

## VOCATIONAL REHABILITATION LOANS PROGRAM ACCOUNT

The conference agreement provides \$39,000 for the cost of direct loans from the Vocational Rehabilitation Loans Program Account, plus \$396,000 to be paid to the appropriation for General Operating Expenses, Veterans Benefits Administration. The conference agreement provides for a direct loan limitation of \$2,037,000.

## NATIVE AMERICAN VETERAN HOUSING LOAN PROGRAM ACCOUNT

The conference agreement provides \$1,163,000 for administrative expenses of the Native American Veteran Housing Loan Program Account.

## GENERAL OPERATING EXPENSES, VETERANS BENEFITS ADMINISTRATION

The conference agreement provides \$2,956,316,000 for General Operating Expenses, Veterans Benefits Administration and, of the amount provided, not to exceed 10 percent is available for obligation until September 30, 2020. The conference agreement provides \$87,407,000 above the request to manage disability claims and appeals backlogs and the intent of the conference agreement is that these additional funds be used for the Veterans Claims Intake Program; additional claims and appellate staff; increased staff for the Vocational Rehabilitation and Employment program; and overtime payments, as necessary.

*Claims prioritization.* – As indicated in the House report, VA is urged to prioritize the most vulnerable veterans, such as those who are elderly or in poor health, for initial claims processing and claims appeals.

*Medical disability exams.* – As described in the Senate report, VA is directed to ensure that any non-VA physician contracted to conduct medical disability examinations have a current unrestricted license to practice as a physician, and is not barred from practicing in any State, the District of Columbia, or a Commonwealth, Territory, or possession of the United States.

*Equitable relief.* – As described in the House report, the Secretary is directed to continue to grant or extend equitable relief to eligible veterans initially deemed eligible in instances of administrative error.

## VETERANS HEALTH ADMINISTRATION

### MEDICAL SERVICES

The conference agreement provides \$51,411,165,000 in advance for fiscal year 2020 for Medical Services and makes \$1,500,000,000 of the advance available through fiscal year 2021. The conference agreement also provides \$750,000,000 for fiscal year 2019 in addition to the advance appropriation provided last year and includes bill language requiring the Secretary to ensure that sufficient amounts are available for the acquisition of prosthetics designed specifically for female veterans.

*Opioid abuse.* – The conference agreement provides \$348,000,000 for opioid treatment and prevention programs and \$52,025,000 to continue to implement opioid safety initiatives outlined as part of the Comprehensive Addiction and Recovery Act, as well as to develop programs aimed at ensuring that non-VA providers treating veterans through community care programs are informed and in compliance with all VA standards for opioid safety and prescription guidelines. The conference agreement also includes \$270,000,000 for the Office of Rural Health’s Rural Health Initiative, which funds several pilot projects aimed at treating and preventing opioid abuse, including projects focused on alternatives to opioid-centered pain management in rural, highly rural, and remote areas; and \$54,337,000 for the Justice Outreach Homeless Prevention program within the VA’s Veterans Homelessness Programs which among other things ensures that veterans encountered by police, in jails or courts, have timely access to substance abuse treatment or prevention programs and services.

The conferees direct VA to ensure that all clinicians, including pharmacists, receive guidance on assessing the risks and benefits of critical drug interactions with opioids when a pharmacist overrides such interaction under section 913 of Public Law 114-98. The conferees urge VA to ensure that all VA providers who prescribe opioids consistently use the Opioid Therapy Risk Report tool under the Opioid Safety Initiative, including prior to initiating opioid therapy, to ensure safe prescribing, and to help prevent diversion, abuse, and double-prescribing. Moreover, VA should further improve the timeliness of data available in the tool to allow real-time access to data on a patient who was prescribed opioid therapy by another facility, in another State, or by mail order to prevent overprescribing and abuse potential. As noted in the House

report, VA is urged to assist the two States that have not installed the technology to exchange data from their State prescription drug monitoring boards with VA. The conferees urge robust implementation of VA's plan to expand the scope of research, education, delivery, and integration of Complementary and Integrative Health into the health care services. In addition, the conferees urge VA to prioritize continued implementation of the reforms made to the patient advocacy program as required by the Jason Simcakoski Memorial and Promise Act (Title IX, Public Law 114-98). Furthermore, VA is urged to implement recent GAO recommendations to improve oversight of the controlled substance inspection program and to document its progress; as well as Office of the Inspector General recommendations, including ensuring that community care providers review the safe opioid prescribing guidelines and Opioid Safety Initiative protocols and implementing a process to provide community care providers a complete up-to-date list of medications and medical history of the veteran during non-VA care consults. The conferees also direct the Department to create an opioid abuse healthcare kit for community healthcare providers and ensure completion of a continuing medication course in pain management by providers at VA health facilities. Lastly, all directives contained in House Report 115-673 and Senate Report 115-269 not specifically addressed above shall be complied with.

*Mental health.* – The conference agreement provides \$8,618,628,000 for mental health programs and includes \$206,128,000 for suicide prevention outreach, an increase of \$16,128,000 above the request. To best meet the needs of veterans seeking assistance, the conferees instruct the Secretary to make any necessary improvements to Veterans Crisis Line (VCL) operations including, but not limited to, ensuring appropriate staffing for call centers and back-up centers, providing necessary training for VCL staff, and ensuring that staff are able to appropriately and effectively respond to the needs of veterans needing assistance. The conferees also direct the Secretary to provide the Committees on Appropriations of both Houses of Congress a report, no later than 90 days after enactment of this Act, which contains an update detailing findings on the outcomes and efficacy of the VCL from the Veterans Crisis Line Study Act of 2017. In addition, the conferees urge VA to increase support for primary care-mental health integration and recovery models, expand telemental health services, build on success of evidence-based psychotherapy initiatives, and guide treatment decisions by measuring the outcomes of interventions.

*National Center for Post-Traumatic Stress Disorder.* – The conference agreement provides \$40,000,000 for the National Center for Post-Traumatic Stress Disorder (NCPTSD). The conferees direct the Department to submit to the Committees on Appropriations of both Houses of Congress, no later than 90 days after enactment of this Act, an assessment of the additional full time staff needed to carry out the priorities of the NCPTSD, as described in the congressional budget justification, as well as a hiring plan, and a plan for ensuring that all community care mental health providers receive information about NCPTSD and its consultation program.

*Inpatient substance abuse.* – As indicated in the House report, VA is urged to focus on reducing the burdensome wait times for veterans seeking inpatient substance abuse treatment.

*Non-citizen veteran outreach.* – As stated in the House report, VA is urged to conduct more aggressive outreach to at-risk, non-citizen veterans to offer mental health counseling and other early intervention drug and alcohol services.

*Licensed professional mental health counselors and marriage and family therapists.* – As stated in the Senate report, VA is directed to work with the Office of Personnel Management to create an Occupational Series for Licensed Professional Mental Health Counselors and Marriage and Family Therapists and to create a staffing plan to fill such open positions and assess shortages.

*Homeless assistance programs.* – The conference agreement provides \$1,818,534,000 for homeless assistance programs, which includes \$380,000,000 for the homeless supportive services for low income veterans and families, a level which is \$60,000,000 above the request. Additionally, the agreement includes \$54,337,000 for Justice Outreach Homeless Prevention Program, \$5,000,000 above the request. The conferees expect the Department to dedicate funding for VA's Homeless Assistance Programs consistent with the increases described in this agreement and with Congressional Justifications which were transmitted with the fiscal year 2019 budget request and not to divert the resources to other areas. The conferees direct that notification should be provided to the Committees of any reprogramming of funding provided for Homeless Assistance Programs. Lastly, all directives contained in House Report 115-673 and Senate Report 115-269 not specifically addressed above shall be complied with.



*Veteran Homelessness in the Greater Los Angeles Region.* – As indicated in the Senate report, VA is directed to provide a report outlining the cost and feasibility of contracting with local community-based agencies and non-profit organizations to provide additional case management services in regions where the Department does not meet the recommended 25:1 case management staffing ratio.

*Construction assistance for nonprofit organizations.* – As described in the House report, VA is urged to assess the possibility of assisting nonprofit organizations with capital costs related to the construction of new housing units for homeless veterans on non-VA property, particularly those utilizing Department of Housing and Urban Development-Veterans Affairs Supportive Housing (HUD-VASH) vouchers.

*Rural healthcare.* – The conference agreement provides \$270,000,000 for the Office of Rural Health (ORH) and the Rural Health Initiative, which is \$20,000,000 above the President's request, and VA is encouraged to use some of these additional funds to increase the number of Rural Health Resource Centers as a means of increasing access to care for veterans in rural areas. In addition, VA is encouraged to expand evidence-based home-based primary care programs to additional American Indian reservations and other rural areas. Increased access also requires a sufficient number of healthcare providers and the conferees are concerned about the ability of VA to adequately recruit and retain sufficient numbers of these providers in rural areas. As such, VA is urged to adopt the recommendations in GAO report GAO-18-124 and encouraged to consider the expanded use of doctors of osteopathic medicine, physician assistants, and nurse practitioners to help address any rural health provider gap. Any such gap may be further mitigated through the use of telehealth for medical services. As indicated in the Senate report, the Secretary is directed to sustain continuity of care for rural veterans through provider agreements, based on previous models such as the Access Received Closer to Home program, to ensure veterans do not experience a lapse in existing healthcare access during the transition to the new community care program and any resulting integrated networks. Also, as indicated in the Senate report, the conference agreement directs no less than \$4,000,000 to continue a pilot program to train veterans in agricultural vocations, while also tending to behavioral and mental health needs with behavioral healthcare services and treatments from licensed providers at no fewer than three locations. To further support veterans in rural areas, the conferees urge the VA

to increase accessibility in rural communities to the Community Clergy Training to Support Rural Veterans Mental Health Initiative. The Department is also encouraged to improve partnerships with local faith-based organizations, as well as the Department of Defense, in conjunction with the “Strong Bonds” program.

*Telemedicine.* – The conference agreement includes \$30,000,000 above the budget request for telehealth capabilities and this additional funding should be used to further expand telehealth capacity and services in rural and remote areas. To better assess VA’s efforts regarding the use of telehealth capabilities, the conferees direct VA to provide a report to the Committees on Appropriations of both Houses of Congress, no later than January 31, 2019, specifying measures the Department is taking to expand telehealth and telemental health capabilities in rural areas, particularly regions with limited broadband access. The report should also include information on any ongoing collaboration between VA and other Federal agencies to target remote and rural areas to maximize coverage.

*Readjustment counseling service.* – In Public Law 115-141, the Consolidated Appropriations Act of 2018, the Department was provided \$2,500,000 and directed to develop a program to partner with organizations that provide outdoor experiences for veterans as part of a continuum of care to treat combat-related injuries. The conferees direct the Department to provide an update on the status of this program to the Committees on Appropriations of both Houses of Congress no later than 30 days after enactment of this Act.

*Utilization of healthcare services by veterans in the Commonwealth of the Northern Mariana Islands, American Samoa, Guam, and the Freely Associated States.* – As described in the Senate report, VA is directed to provide to the Committees on Appropriations of both Houses of Congress a strategic plan to implement and improve the utilization of healthcare services for veterans in outlying areas through piloting the expansion of health services via telehealth or other community care providers.

*Women’s health.* – The conferees note that the number of female veterans continues to increase. In response to this growth the conference agreement provides \$521,352,000, \$10,000,000 above the request, for gender-specific care and for the continuing redesign of VA’s women’s healthcare delivery system and facilities to ensure women receive equitable, timely,

and high-quality care. This includes privacy and environment of care issues for female veterans as highlighted in a 2016 GAO report. As described in the Senate report, VA is directed to submit a report on retrofitting facilities to eliminate barriers to care for women veterans to the Committees on Appropriations and the Committees on Veterans' Affairs of both Houses of Congress within 180 days of enactment of this Act. The conferees also continue to urge VA to ensure the gender-specific health needs of female veterans are met and continue its efforts to expand access to care for female veterans in areas such as obstetrics and gynecological care, treatment for gender-specific conditions and diseases, and female veteran suicide. The conferees strongly believe that in order to ensure that female veterans needs are met VA must make the hiring of more female healthcare professionals a top priority. Therefore, the conferees reiterate the guidance provided in House Report 115-673 directing VA to provide statistics on female healthcare professionals at the Department.

*Intimate partner violence program.* – As described in the Senate report, VA is directed to fully resource the VA Intimate Partner Violence Program at \$17,000,000 in fiscal year 2019 and include it as a program of interest with budget detail in the justifications accompanying the fiscal year 2020 budget submission.

*Breast cancer screening guidelines.* – The conferees support the Department's effort to ensure that the breast cancer screening guidelines are consistent with the private sector, and the Committees will continue to monitor the Department's implementation of its policy to offer mammograms to female veterans starting at age 40. The Department should closely follow ongoing debate as the scientific community reaches a consensus on breast cancer screening and mammography coverage to provide veterans the best care possible. The bill language that was included in the House bill stands to ensure VA maintains this policy through fiscal year 2024.

*Rare cancers.* – The conferees direct VA to assess options for modifying the December 2017 collaboration agreement between VA, the Department of Defense, and the National Cancer Institute to include collaboration on rare cancers. The conferees also encourage VA to fund research in delivering treatments for rare cancers that take a platform-agnostic approach to developing new therapeutics.

*Colorectal cancer screening.* – The conferees are dismayed by VA’s failure to comply with the direction in the fiscal year 2018 Joint Explanatory Statement to offer all seven colorectal cancer screening strategies recommended as A-rated modalities by the United States Preventive Services Task Force (USPTF) and adopted by the National Committee for Quality Assurance Healthcare Effectiveness Data and Information Set measures. While VA endorsed six screening strategies, it declined to endorse stool DNA screening, a widely used screening strategy. This makes VA an outlier within the medical community and the growth in community care will widen the gap between the screening tools used by VA and non-VA providers. To ensure the inclusion of this critical tool in the fight against cancer in veterans, the conferees direct VA to endorse all seven modalities for colorectal cancer screening.

*Home dialysis.* – Approximately 20,000 veterans with End Stage Renal Disease (ESRD) receive their dialysis care from a VA Center, either directly or via contract with a dialysis provider. The Committee directs that the VA provide a report on how many patients receive home dialysis via peritoneal dialysis and home hemodialysis, if the number of patients has increased over the past 5 years, and if the VA has set any use increase targets for home dialysis use among its ESRD patients.

*National Intrepid Center of Excellence Satellite Strategic Basing.* – As described in the Senate report, VA is directed to study the value and merit to establishing a joint Department of Defense/Department of Veteran Affairs National Intrepid Center of Excellence Intrepid Spirit Center that serves both the active duty and veteran populations for the mutual benefit and growth in treatment and care for traumatic brain injury. The study will be reported to the Committees on Appropriations of both Houses of Congress no later than 180 days after enactment of this Act.

*Long-term care.* – The conference agreement provides \$9,024,330,000 as requested for long-term care, of which \$6,168,524,000 is for institutional care and \$2,855,806,000 is for non-institutional care.

*Caregivers program.* – The conferees believe that VA will incur obligations for the caregivers program totaling at least \$865,000,000 in fiscal year 2019. Costs could be higher than this level depending on the implementation of new requirements in recently passed legislation. VA is directed to provide quarterly projections and monthly expenditure reports for the

caregivers program to the Committees. If VA does not obligate this amount of funding for caregivers based on quarterly projections, the Department is directed to report the rationale for the discrepancy to the Committees. No later than 90 days after the date of enactment of this Act, the Department is instructed to provide a report on the number of coordinators of caregiver support services at each VA medical center, the number of staff assigned to appeals for the program at each medical center, and a determination by the Secretary of the appropriate staff-to-participant ratio for the program.

*Hospice care for veterans.* – As noted in the House and Senate reports, the conferees view the implementation of hospice care protocols tailored to the unique end-of-life care needs of combat veterans as potentially beneficial for Vietnam-era veterans, as well as for Afghanistan, Iraq, and Syria veterans in the future. Therefore, the conference agreement includes \$1,000,000 for the implementation of a pilot program to develop the techniques, best practices and support mechanisms to serve these veterans. As part of this pilot program, VA is encouraged to engage non-profit hospice and palliative care providers with Vietnam veteran-centric programs. The conferees also direct VA to provide the Committees on Appropriations of both Houses of Congress a report, not later than 180 days after enactment of this Act, on the status of the pilot program.

*Nursing home quality ratings.* – To ensure transparency and accountability for veterans and their families in regard to nursing home care, the conferees direct VA to publish annually the quality of care rating assigned by the Department to each of its nursing homes and contracted community nursing homes.

*Call routing.* – The conferees are concerned by reports that veterans calling their community-based outpatient clinics (CBOC) to make an appointment are sometimes automatically routed to central call centers at VA medical centers with no follow-up by the CBOCs after the initial call. As a result, veterans may feel the need to physically visit the CBOC just to make an appointment. This is an unreasonable burden and may result in veterans not pursuing the care that they need. The conferees believe that our veterans deserve timely access to healthcare services and should be able to make their medical appointments via telephone. Therefore, the conferees urge the VA to ensure that VA phone systems allow veterans to call

their local CBOC directly for appointments at those facilities rather than having their calls routed to a call center. The conferees further direct VA to provide to the Committees on Appropriations of both Houses of Congress a report, not later than 90 days after enactment of this Act, which explains the Department's guidance on call routing of the scheduling of appointments.

*Advanced practice registered nurses.* – As stated in the House report, the Secretary is urged to work with facilities that have not yet implemented VA's final rule granting full practice authority to advanced practice registered nurses to ensure quick implementation.

*Physician assistants.* – As stated in the Senate report, VA is directed to accelerate the rollout of competitive pay for physician assistants and develop a plan on how to better utilize the Health Professional Scholarship Program and Education Debt Reduction Program.

*Proposed prosthetics services regulation.* – The conferees support a veteran's right to obtain prosthetic and rehabilitative items as medical services from the best possible source and look forward to a rule that will not limit a veteran's choice.

*Historically Black Colleges and Universities medical research programs.* – As indicated in the House report, VA is directed to take concrete steps to improve its ongoing commitment to, and partnership with, minority health professions schools.

*Hispanic-Serving Institution (HSI) affiliations with VA healthcare facilities.* – As noted in the House report, the Secretary is urged to develop a plan to expand local VA medical facilities' participation with HSI medical schools. The conferees direct the Department to provide a report on its efforts not later than 30 days after enactment of this Act.

*National Veteran Sports Program.* – The conference agreement provides \$23,825,000 for the National Veterans Sports Program, with \$2,000,000 designated for veterans monthly assistance allowances; \$15,000,000 for the Adaptive Sports Grants Program (ASGP); and \$6,825,000 for the support of national veterans sports and special events programs like the Paralympics. The funding for the ASGP is an increase of \$6,000,000 over the fiscal year 2018 level and \$7,000,000 over the request. Given the promising results reported using equine therapy for veterans with posttraumatic stress disorder, \$1,500,000 within the ASGP total is provided for equine therapy, an increase of \$500,000 over the fiscal year 2018 level. As stated in

Senate Report 115-269 the conferees request that the Department provide a feasibility assessment for the cost of expanding the grant program to include recreational and lifelong sports, such as open ocean swimming, surfing, outrigger canoeing, hunting, and fishing, as well as any legal barriers to expansion.

*Burn pits.* – The conference agreement provides \$5,000,000 for Veterans Health Administration clinical proposals, developed in conjunction with research, focusing on post-deployment health for veterans exposed to airborne hazards and open burn pits. In addition, the Secretary is directed to provide an assessment of the process for informing veterans through VA and community care providers about the Airborne Hazards and Open Burn Pit Registry and their eligibility for registering.

*Burn Pits Center of Excellence.* – The conferees are aware that VA currently runs an Airborne Hazards Center of Excellence (AHCE) at the War Related Illness and Injury Study Center. The AHCE was established in 2013 to provide an objective and comprehensive assessment of veterans' cardiopulmonary function, military and non-military exposures, and health-related symptoms for those with airborne hazard concerns. In addition, the AHCE conducts clinical and translational research and actively develops and delivers new educational content to healthcare providers, veterans and other stakeholders. In order to better prevent, diagnose, mitigate, and treat conditions related to exposure to burn pits, as well as to leverage expertise in airborne hazards, the conferees have provided an additional \$5,000,000 for the Center to develop a concentration in burn pit study and research. Furthermore, to fully recognize the importance of this new mission and incorporate the expansion into the Center's overarching expertise in Airborne Hazards, the Department is directed to rename the Center to the Airborne Hazards and Burn Pits Center of Excellence. To the maximum extent practicable, the Department should collaborate with the Department of Defense, institutions of higher education, and other appropriate public and private entities (including international entities) to carry out responsibilities and activities of this Center of Excellence. Additionally, the conferees direct the Department to report back to the Committees on Appropriations no later than 120 days after enactment of this Act progress made in establishing this enhanced center of excellence.

*Headache Centers of Excellence.* – In fiscal year 2018, VA was provided \$10,000,000 in Public Law 115-141, the Consolidated Appropriations Act of 2018, for the establishment of Headache Centers of Excellence. The conferees direct the Department to provide an update on the status of these Centers to the Committees on Appropriations of both Houses of Congress no later than 30 days after enactment of this Act.

#### MEDICAL COMMUNITY CARE

The conference agreement provides \$10,758,399,000 in advance fiscal year 2020 funding for Medical Community Care, with \$2,000,000,000 available until September 30, 2021.

The conference agreement provides an additional \$1,000,000,000 above the fiscal year 2019 advance appropriation for the Medical Community Care account. This level is \$500,000,000 more than was requested by the Administration and these funds are available for unanticipated costs in VA's traditional community care programs, as well as for requirements resulting from the passage of the MISSION Act. As a result of the MISSION Act, the conferees note that as early as May 2019 the Choice program, currently funded with direct spending, will be streamlined and consolidated with VA's traditional discretionary community care programs. Although the administration indicated a significant portion of the costs were assumed in the President's Budget request, it has not provided a funding estimate for the consolidated program. Ultimately, the timing of consolidation and any change in cost is dependent on the issuance of regulations that will outline the new program structure. As a result, the conferees direct the Department to provide monthly reports to the Committees identifying obligations for the Medical Community Care program against available appropriations, as well as anticipated funding needs based on the developing program structure.

#### MEDICAL SUPPORT AND COMPLIANCE

The conference agreement provides \$7,239,156,000 in advance for fiscal year 2020 for Medical Support and Compliance and makes \$100,000,000 of the advance funding available through fiscal year 2021. The bill also includes Sec. 236, which rescinds \$211,000,000 of fiscal year 2019 funds previously appropriated for this account.



## MEDICAL FACILITIES

The conference agreement provides \$6,141,880,000 in advance for fiscal year 2020 for Medical Facilities, as well as \$90,180,000 in fiscal year 2019 funding, which is in addition to the advance funding provided last year. Of the advance funding, \$250,000,000 is made available through fiscal year 2021.

*Facility expansion.* – Given the current co-location of VA clinics on some military installations, such as at Tripler Army Medical Center in Hawaii and Joint Base Elmendorf in Alaska, and the likely benefits to VA of expanding this model to other military installations, VA is directed, as described in the House report, to complete a study on the potential benefits of placing VA clinics on military installations located in areas with high veteran populations and where nearby VA infrastructure is overburdened.

## MEDICAL AND PROSTHETIC RESEARCH

The conference agreement provides \$779,000,000 for Medical and Prosthetic Research, available until September 30, 2020 and includes a proviso making \$27,000,000 of these funds available through fiscal year 2023. Bill language is included to ensure that the Secretary allocates adequate funding for prosthetic research specifically for female veterans and for toxic exposures.

*VA/Department of Energy computing collaboration.* – Of the amount provided for Medical and Prosthetics Research, \$27,000,000 is for VA's collaboration with the Department of Energy (DOE) via a long-term inter-agency agreement to leverage DOE's next generation artificial intelligence, big data, and high-performance computing technologies, as well as multi-modal diagnostics and data integration, in order to develop specific precision medicine applications.

*VA cancer moonshot contribution.* – As indicated in the Senate report, the Department is directed to include skin cancer as a subject of its efforts to provide targeted cancer treatments to veterans through genomic science.

*Center of Excellence for Research on Returning War Veterans.* – The House report directed VA to provide a report based on initial concerns regarding the potential impact that moving the Posttraumatic-stress Residential Rehabilitation Program might have on the Waco Center of Excellence for Research on Returning War Veterans. Those concerns have been adequately addressed by information provided subsequently in an independent assessment, and a report from VA on this issue is no longer required.

*Public-private partnerships.* – The conferees urge VA to expedite consideration of proposals for public-private partnerships to leverage co-location of VA and university biomedical scientists engaged in multidisciplinary research.

#### NATIONAL CEMETERY ADMINISTRATION

The conference agreement provides \$315,836,000 for the National Cemetery Administration (NCA). Of the amount provided, not to exceed 10 percent is available until September 30, 2020.

#### DEPARTMENTAL ADMINISTRATION

##### GENERAL ADMINISTRATION

##### (INCLUDING TRANSFER OF FUNDS)

The conference agreement provides \$355,897,000 for General Administration. Of the amount provided, not to exceed 10 percent is available for obligation until September 30, 2020. The conference agreement continues to include bill language permitting the transfer of funds from this account to General Operating Expenses, Veterans Benefits Administration.

The conference agreement provides funding for General Administration in the amounts specified below:

<u>Office</u>	<u>(\$ in thousands of dollars)</u>
Office of the Secretary	15,079
Office of General Counsel	99,675
Office of Management	63,402
Office of Human Resources	62,172

Office of Enterprise Integration	27,967
Office of Ops, Security and Preparedness	22,547
Office of Public and Intergovernmental Affairs	12,663
Office of Congressional and Legislative Affairs	5,900
Office of Acquisition Logistics and Construction	46,492

The Secretary may alter these allocations if the Committees have been notified and written approval is provided.

*Additional budgetary information.* – As described in the House report, VA is directed to include in its budget justification materials a table for each account that shows a five-year funding history, for requested and enacted levels.

*Financial management system.* – The conference agreement includes \$10,800,000 in this account, in addition to amounts provided in the Information Technology Systems account, for the development of a new financial management system. While the conferees do not question the need for a new financial management system, VA’s record of previous failures in developing such a system support the need for rigorous oversight of this program. As part of this oversight, VA is directed to provide quarterly reports that include obligations, broken down by appropriated, franchise, and other accounts. These reports should also include the development of an integrated master schedule and dashboard, life cycle costs, staffing, and schedule. In addition, VA is directed to conduct end-user surveys in a timeframe and with a content identified by the conferees.

*Contractor accountability.* – For contracts over \$500,000,000 whenever the Secretary provides a Show Cause Notice to a contracted service provider that establishes that the contractor did not cure the conditions endangering performance under the subject contract within the time frame prescribed in the Cure Notice, which necessitates a termination for default, VA must submit to the Committees on Appropriations and the Committees on Veterans’ Affairs of the Senate and the House of Representatives notification of issuance of each Show Cause Notice. At a minimum, the notification should include: (1) an explanation of the reasons for providing such notice; (2) a description of the effect of the contractor failure, including with respect to cost, schedule, and requirements; (3) a description of the actions taken by the Secretary to mitigate

such failure (other than issuance of the cure notice); and, (4) a description of the actions taken by the contractor to address such failure.

*Prompt payments.* – The conferees are concerned that VA is not paying small businesses in a timely manner. Small business vendors depend on timely payments to pay for their services, pay their employees, and conduct business that they have agreed to perform for VA. Therefore, the conferees urge the Department to ensure that payments are made to small businesses promptly.

*Medical Care Collections Fund.* – The conferees are aware that the Department continues to struggle with collections of third-party billings, which has impacted revenue in the Medical Care Collections Fund. The Department has indicated that it will take action by the end of fiscal year 2018 to address this long-standing problem. The conferees direct VA to report to the Committees on Appropriations of both Houses of Congress no later than 60 days after enactment of this Act on how the Department is complying with directives regarding third-party billing contained in Public Laws 114-113 and 115-141.

*Debts incurred by individuals.* – The Department is directed, within 180 days of enactment of this Act, to develop a means to track and monitor information on the age and amount of debts owed by individuals to the United States as a result of those individuals' participation in a VA-administered benefits program; whether such debts are the result of delays in VA processing of changes to beneficiary status or other VA actions; and whether such debts are disputed by those individuals. Further, VA is directed to submit a report describing the plan no later than 90 days after it is developed.

*Inconsistencies in contracting policy after the Kingdomware decision.* –In Public Law 115-96 VA was urged to issue additional guidance to provide a standard set of criteria for contracting officers to evaluate veteran-owned providers' capabilities and to take steps to ensure their implementation consistently across the VISNs, in alignment with the GAO's recommendations, especially about option years. The conferees have learned that VA has still not issued guidance and again urge VA to provide additional guidance.

## BOARD OF VETERANS APPEALS

The conference agreement provides \$174,748,000 for the Board of Veterans Appeals, of which not to exceed 10 percent shall remain available until September 30, 2020.

*Appeals reform.* – As VA has made progress in reducing the backlog of initial disability claims, there has been an increase in the number of appeals. Reforming the appeals process is critical in addressing this increase and requires the commitment of sufficient resources. As such, the Board of Veterans Appeals is urged, as described in the House report, to commit the necessary resources to reduce the backlog of appeals.

## INFORMATION TECHNOLOGY SYSTEMS (INCLUDING TRANSFER OF FUNDS)

The conference agreement provides \$4,103,000,000 for Information Technology (IT) Systems. The conference agreement identifies separately in bill language the funding available for pay and associated costs (\$1,199,220,000); operations and maintenance (\$2,523,209,000); and systems development (\$380,571,000). The conference agreement makes not to exceed 3 percent of pay and associated costs funding available until the end of fiscal year 2020; not to exceed 5 percent of operations and maintenance funding available until the end of fiscal year 2020; and all IT systems development funding available until the end of fiscal year 2020.

The conference agreement includes \$32,013,000 in information technology funding for the Veterans Benefits Management System that processes disability claims; \$9,505,000 for the Board of Veterans Appeals claims appeals modernization effort; \$72,821,000 for development of a new VA financial management system; and \$22,081,000 for replacement of the NCA burial operations support system.

The conference agreement continues language permitting funding to be transferred among the three IT subaccounts, subject to approval from the Committees.

The conference agreement continues language providing that funding may be transferred among development projects or to new projects subject to the Committees' approval.

The conference agreement continues language indicating that no development project may be increased or decreased by more than \$1,000,000 prior to receiving approval of the Committees or a period of 30 days has elapsed.

The conference agreement provides funding for IT development for the projects and in the amounts specified in the following table:

**INFORMATION TECHNOLOGY DEVELOPMENT PROJECTS**  
(\$ in thousands of dollars)

<b>1</b>	<b>Clinical Applications</b>	<b>Amount</b>
A	Access and Billing	5,891
B	My HealtheVet	10,300
C	Health Data Interoperability	13,000
D	Registries	3,288
	Subtotal Clinical Applications	32,479
<b>2</b>	<b>Health Management Platform</b>	
A	Digital Health Platform	15,682
B	Community Care	25,303
C	Patient Record System	14,300
D	Purchased Care	9,076
E	Telehealth	6,030
	Subtotal Health Management Platform	70,391
<b>3</b>	<b>Benefits Systems</b>	
A	Benefits Appeals	2,500
B	Education Benefits	37,830
C	Veterans Customer Experience	47,564
D	Veterans Benefits Management	10,000
E	Benefits Systems	31,721
	Subtotal Benefits Systems	129,615
<b>4</b>	<b>Memorial Affairs</b>	
A	Memorials Automation	18,800
	Subtotal Memorial Affairs	18,800
<b>5</b>	<b>Other IT Systems</b>	
A	Human Resources	12,600

B	Financial and Acquisition Management Modernization	65,971
	Subtotal Other IT Systems	78,571
<b>6</b>	<b>Cyber Security</b>	17,000
<b>7</b>	<b>Information/Infrastructure Management</b>	
A	Data Integration and Management	33,715
	Subtotal Information/Infrastructure Management	33,715
<b>8</b>	<b>Total IT Development</b>	<b>380,571</b>

This table is intended to serve as the Department's approved list of development projects; any requested changes are subject to reprogramming requirements.

*Cybersecurity implementation.* – As stated in the House report, VA is urged to ensure that patient records being transferred from DOD to VA have the same level of security and data-level protections as provided by the Department of Defense.

*Appointment scheduling.* – The conferees understand that the new electronic health record (EHR) contract includes an appointment scheduling system component that will be rolled out across the VA network in conjunction with the EHR system over a ten-year time period. While supportive of the implementation of a single EHR that includes all elements, including appointment scheduling, the conferees are disturbed that some regions of the country will not benefit from the scheduling system for a decade. An improved scheduling system must be one of VA's top priorities to address the continuing problem of delayed appointments. The conferees urge VA to consider alternatives that would permit all regions of the country to receive the benefits of a modern scheduling system in advance of the nationwide EHR system roll-out. The conferees understand that VA may consider decoupling the scheduling system from the rest of the EHR implementation, permitting its nationwide implementation far sooner. If that alternative is not adopted, VA is encouraged to consider implementing the commercial off-the-shelf scheduling solutions it is currently piloting. If evaluations of these pilots indicate that they provide significant interim or long-term benefits, the conferees urge their expansion to additional geographic areas. The conferees direct VA to report within 90 days of enactment of this Act whether it has decided to separate the scheduling component within the EHR contract and implement it separately on a faster track. If the Department declines to take this action, the

conferees direct the agency to notify the Committees within 150 days of enactment of this Act of its alternative plans to accelerate nationwide implementation of an improved scheduling system.

### VETERANS ELECTRONIC HEALTH RECORD

The conference agreement provides \$1,107,000,000 for activities related to the development and rollout of a new VA EHR, the associated contractual costs, and the salaries and expenses of employees hired under titles 5 and 38, United States Code. The funding amount is \$100,000,000 below the request based on the Department's assertion that it could accommodate such a decrement with no adverse impact to program cost, schedule, or performance. Also, because this is a very substantial new effort and the timing of obligation of funding is uncertain, the conference agreement makes these funds available for three years. Of the amount provided, not less than \$412,000,000 is for improvement or establishment of infrastructure associated with the program. Additionally, the conference agreement includes bill language requiring the approval of the Committees on Appropriations of both Houses of Congress before any funds may be used to deviate from the deployment schedules provided to those committees by VA.

Given the potential resistance from some users in adopting a new electronic health record system, the conferees direct VA to focus sufficient resources and attention on the challenge of change management during deployment. The conferees further direct VA to: maintain clear and agreed-upon metrics and goals with the DOD in regard to electronic health record interoperability and establish clear timeframes for meeting those goals; update the VA/DOD Interagency Program Office guidance to reflect agreed-upon metrics and goals; and ensure clinician feedback is sought and considered as the EHR system is modernized.

*Quarterly reporting.* – The conferees continue to direct GAO to perform quarterly performance reviews of the VA electronic health record deployment to keep the Committees on Appropriations of both Houses of Congress apprised of VA's progress. The conferees also continue to include bill language directing VA to provide quarterly updates on the status of the electronic health record program. VA is directed to provide obligations, expenditures, and deployment implementation by facility. The conferees also continue to include bill language directing that these funds are available only to the Office of the Deputy Secretary.



OFFICE OF INSPECTOR GENERAL

The conference agreement provides \$192,000,000 for the Office of Inspector General. Of the amount provided, not to exceed 10 percent is available for obligation until September 30, 2020.

*Community Living Centers (CLC).* – The conferees direct the VA Office of Inspector General to conduct an inspection of VA CLCs and report on best practices from VA and/or private sector that would improve the performance of VA CLCs that perform poorly on VA’s ranking system.

*Washington DC Veterans Affairs Medical Center.* – The conferees urge the Inspector General to dedicate all necessary resources to provide rigorous oversight of the Washington, DC, Veterans Affairs Medical Center, a facility that has been plagued with management problems.

CONSTRUCTION, MAJOR PROJECTS

The conference agreement provides \$1,127,486,000 for Construction, Major Projects. The conference agreement makes this funding available for five years, except that \$480,000,000 is made available until expended of which \$400,000,000 shall be available for seismic improvement projects and seismic program management activities, including for projects that would otherwise be funded by other VA accounts. The bill includes language that, notwithstanding title 38, seismic funding shall be available for the completion of both new and existing seismic projects.

The conference agreement funds the following items as requested in the budget submission:

Construction, Major Projects

<u>Location and Description</u>	<u>(\$ in thousands of dollars)</u>
Veterans Health Administration (VHA):	
St. Louis, MO: medical facility improvements and cemetery expansion	34,400

Canandaigua, NY: construction and renovation	190,000
Dallas, TX: spinal cord injury facility	135,686
North Chicago, IL: renovate building #4	6,000
Oklahoma City, OK: new surgical intensive care unit	10,800
Advance Planning and Design Fund: various locations	95,000
Asbestos: various locations	15,000
Major Construction Staff: various locations	27,500
Hazardous Waste: various locations	26,200
Judgment Fund: various locations	25,000
Non-Dept. Fed. Entity Project Management Support	38,700
Seismic Corrections: various locations	400,000
 Total, VHA	 1,004,286
 National Cemetery Administration (NCA):	
Ohio Western Reserve, OH: gravesite expansion	29,000
Great Lakes, MI: gravesite expansion	35,200
Cape Canaveral, FL: gravesite expansion	38,000
Advance Planning and Design Fund	10,000
NCA Land Acquisition Fund	5,000
 Total, NCA	 117,200
 General Admin.:	
Staff Offices Advance Planning Fund	6,000
 Total, Construction Major Projects	 1,127,486

#### CONSTRUCTION, MINOR PROJECTS

The conference agreement provides \$649,514,000 for Construction, Minor Projects. The conference agreement makes this funding available for five years.

## GRANTS FOR CONSTRUCTION OF STATE EXTENDED CARE FACILITIES

The conference agreement provides \$150,000,000 for Grants for Construction of State Extended Care Facilities, to remain available until expended.

## GRANTS FOR CONSTRUCTION OF VETERANS CEMETERIES

The conference agreement provides \$45,000,000 for Grants for Construction of Veterans Cemeteries, to remain available until expended.

ADMINISTRATIVE PROVISIONS  
(Including Transfers and Rescissions of Funds)

The conference agreement includes section 201 allowing for the transfer of funds among the three mandatory accounts.

The conference agreement includes section 202 allowing for the transfer of funds among the four medical accounts.

The conference agreement includes section 203 allowing salaries and expenses funds to be used for related authorized purposes.

The conference agreement includes section 204 restricting the accounts that may be used for the acquisition of land or the construction of any new hospital or home.

The conference agreement includes section 205 limiting the use of funds in the Medical Services account only for entitled beneficiaries unless reimbursement is made to the Department.

The conference agreement includes section 206 allowing for the use of certain mandatory appropriations accounts for payment of prior year accrued obligations for those accounts.

The conference agreement includes section 207 allowing the use of appropriations available in this title to pay prior year obligations.

The conference agreement includes section 208 allowing the Department to use surplus earnings from the National Service Life Insurance Fund, the Veterans' Special Life Insurance Fund, and the United States Government Life Insurance Fund to administer these programs.

The conference agreement includes section 209 allowing the Department to cover the administrative expenses of enhanced-use leases and provides authority to obligate these reimbursements in the year in which the proceeds are received.

The conference agreement includes section 210 limiting the amount of reimbursement the Office of Resolution Management, the Office of Employment Discrimination Complaint

Adjudication, the Office of Accountability and Whistleblower Protection, and the Office of Diversity and Inclusion can charge other offices of the Department for services provided.

The conference agreement includes section 211 requiring the Department to collect third-party payer information for persons treated for a non-service-connected disability.

The conference agreement includes section 212 allowing for the use of enhanced-use leasing revenues for Construction, Major Projects and Construction, Minor Projects.

The conference agreement includes section 213 outlining authorized uses for Medical Services funds.

The conference agreement includes section 214 allowing for funds deposited into the Medical Care Collections Fund to be transferred to the Medical Services and Medical Community Care accounts.

The conference agreement includes section 215 which allows Alaskan veterans to use medical facilities of the Indian Health Service or tribal organizations.

The conference agreement includes section 216 permitting the transfer of funds from the Department of Veterans Affairs Capital Asset Fund to the Construction, Major Projects and Construction, Minor Projects accounts and makes those funds available until expended.

The conference agreement includes section 217 requiring the Secretary to submit financial status quarterly reports for each of the Administrations in the Department. The specific data requested is similar to that requested in the fiscal year 2017 conference report.

The conference agreement includes section 218 requiring the Department to notify and receive approval from the Committees of any proposed transfer of funding to or from the Information Technology Systems account and limits the aggregate annual increase in the account to no more than 10 percent of the funding appropriated to the account in this Act.

The conference agreement includes section 219 providing up to \$301,578,000 of fiscal year 2019 funds for transfer to the Joint DOD-VA Medical Facility Demonstration Fund.

Additional funding may be transferred from these accounts upon written notification to the Committees. A proviso with similar authority in Public Law 115-141 is repealed by this section.

The conference agreement includes section 220 which permits \$307,609,000 of fiscal year 2020 medical care funding provided in advance to be transferred to the Joint DOD-VA Medical Facility Demonstration Fund.

The conference agreement includes section 221 which authorizes transfers from the Medical Care Collections Fund to the Joint DOD-VA Medical Facility Demonstration Fund.

The conference agreement includes section 222 which transfers at least \$15,000,000 from VA medical accounts to the DOD-VA Health Care Sharing Incentive Fund.

The conference agreement includes section 223 prohibiting funds available to the Department in this or any other Act from being used to replace the current system by which VISNs select and contract for diabetes monitoring supplies and equipment.

The conference agreement includes section 224 requiring that the Department notify the Committees of bid savings in a major construction project of at least \$5,000,000, or 5 percent, whichever is less, 14 days prior to the obligation of the bid savings and describe their anticipated use.

The conference agreement includes section 225 which prohibits VA from increasing the scope of work for a major construction project above the scope specified in the original budget request unless the Secretary receives approval from the Committees.

The conference agreement includes section 226 requiring a quarterly report from each VBA regional office on pending disability claims, both initial and supplemental; error rates; the number of claims processing personnel; corrective actions taken; training programs; and review team audit results. It also requires a quarterly report on the number of appeals pending at the Veterans Benefits Administration and the Board of Veterans Appeals.

The conference agreement includes section 227 requiring VA to notify the Committees 15 days prior to any staff office relocations within VA of 25 or more full-time-equivalent staff.

The conference agreement includes section 228 requiring the Secretary to report to the Committees each quarter about any single national outreach and awareness marketing campaign exceeding \$2,000,000.

The conference agreement includes section 229 permitting the transfer to the Medical Services account of fiscal year discretionary 2019 funds appropriated in this Act or available from advance fiscal year 2019 funds already appropriated, except for funds appropriated to General Operating Expenses, VBA, to address possible unmet, high priority needs in Medical Services. Such unanticipated demands may result from circumstances such as a greater than projected number of enrollees or higher intensity of use of benefits. Any such transfer requires the approval of the Committees.

The conference agreement includes section 230 permitting the transfer of funding between the General Operating Expenses, Veterans Benefits Administration account and the Board of Veterans Appeals account if necessary to permit the hiring of staffing at the appropriate stage of the appeals process to address mounting claims appeals workload. Any such transfer requires the approval of the Committees.

The conference agreement includes section 231 prohibiting the Secretary from reprogramming funds in excess of \$7,000,000 among major construction projects or programs unless the reprogramming is approved by the Committees.

The conference agreement includes section 232 mandating certain professional standards for the veterans crisis hotline and requiring a study to assess its effectiveness.

The conference agreement includes section 233 restricting funds from being used to close certain medical facilities in the absence of a national realignment strategy.

The conference agreement includes section 234 prohibiting the use of funds, from the period October 1, 2018 through January 1, 2024, in contravention of VHA's May 10, 2017 guidelines on breast cancer screening.

The conference agreement includes section 235 allowing the use of Medical Services funding for assisted reproductive technology treatment and adoption reimbursement for veterans

and their spouses if the veteran has a service-connected disability that results in being unable to procreate without such fertility treatment.

The conference agreement includes section 236, which rescinds \$211,000,000 of previously appropriated advance fiscal year 2019 funds from the Medical Support and Compliance account.

The conference agreement includes section 237 prohibiting any funds from being used in a manner that is inconsistent with statutory limitations on outsourcing.

The conference agreement includes section 238 pertaining to exceptions for Indian- or Native Hawaiian-owned businesses contracting with VA.

The conference agreement includes section 239 directing the elimination over a series of years of the use of social security numbers in VA programs.

The conference agreement includes section 240 referencing the provision in the 2017 Appropriations Act pertaining to certification of marriage and family therapists.

The conference agreement includes section 241, which prohibits funds from being used to transfer funding from the Filipino Veterans Equity Compensation Fund to any other VA account.

The conference agreement includes section 242 permitting funding to be used in fiscal years 2019 and 2020 to carry out and expand the child care pilot program authorized by section 205 of Public Law 111-163.

The conference agreement includes section 243 which includes a reference to a provision in the 2017 Appropriations Act identifying information which may be used to verify the status of coastwise merchant seamen who served during World War II for the purposes of eligibility for medals, ribbons, or other military decorations.

The conference agreement includes section 244 permitting the Secretary to use appropriated funds to ensure particular ratios of veterans to full-time employment equivalents within any VA program of rehabilitation.



The conference agreement includes section 245 prohibiting VA from using funds to enter into an agreement to resolve a dispute or claim with an individual that would restrict the individual from speaking to members of Congress or their staff on any topic, except those required to be kept secret in the interest of national defense or the conduct of foreign affairs.

The conference agreement includes section 246 referencing language in the 2017 Appropriations Act requiring certain data to be included in budget justifications for major construction projects.

The conference agreement includes section 247 prohibiting the use of canines in VA research unless: the scientific objectives of the study can only be met by using canines; the study has been directly approved by the Secretary; and the study is consistent with the revised VA canine research policy document released in December 2017.

The conference agreement includes section 248 providing \$2,000,000,000 to be available until expended for VA infrastructure needs, of which \$800,000,000 is for Medical Facilities for non-recurring maintenance; \$300,000,000 is for Major Construction; \$150,000,000 is for Minor Construction; and \$750,000,000 is for seismic improvement projects and seismic project management activities. This funding is not made available until VA provides and the Committees approve a detailed expenditure plan.

The conference agreement includes section 249 prohibiting the use of funds to deny the Inspector General timely access to information, unless a provision of law expressly refers to the Inspector General and expressly limits such access.

The conference agreement includes section 250 directing VA to submit a plan to reduce the chances that clinical mistakes by VA employees will result in adverse events that require institutional or clinical disclosures.

The conference agreement includes section 251 prohibiting funding from being used in a manner that would increase wait times for veterans at medical facilities.

The conference agreement includes section 252 prohibiting the use of funds in fiscal year 2019 to convert any program which received specific purpose funds in fiscal year 2018 to a

general purpose-funded program without the approval of the Committees on Appropriations of both Houses of Congress at least 30 days prior to any such action.

### TITLE III

#### RELATED AGENCIES

#### AMERICAN BATTLE MONUMENTS COMMISSION SALARIES AND EXPENSES

The conference agreement includes \$104,000,000 for Salaries and Expenses of the American Battle Monuments Commission (ABMC), an increase of \$28,900,000 above the budget request to support the Commission's unfunded requirements for high priority projects. Not later than 30 days after the date of enactment of this Act, the Secretary shall submit to the Committees on Appropriations of both Houses of Congress a spend plan detailing the use of these funds.

#### FOREIGN CURRENCY FLUCTUATIONS ACCOUNT

The conference agreement includes such sums as necessary for the Foreign Currency Fluctuations Account. However, due to favorable exchange rates, no funds are expected to be required in fiscal year 2019.

#### UNITED STATES COURT OF APPEALS FOR VETERANS CLAIMS SALARIES AND EXPENSES

The conference agreement includes \$34,955,000 for Salaries and Expenses for the United States Court of Appeals for Veterans Claims. Public Law 114-113 provided planning and design funds for a feasibility study that has yet to be completed. In addition, the Committees received a letter that GSA is moving to another direction for a courthouse and therefore the conference agreement does not include funding for a new courthouse, as requested at this time.

DEPARTMENT OF DEFENSE--CIVIL  
CEMETERIAL EXPENSES, ARMY  
SALARIES AND EXPENSES

The conference agreement includes \$80,800,000 for Cemeterial Expenses, Army - Salaries and Expenses. Within that amount, up to \$15,000,000 in funding is available until September 30, 2021.

CONSTRUCTION

The conference agreement provides \$33,600,000 for planning and design and construction of Southern Expansion to remain available until expended.

*Arlington National Cemetery Southern Expansion.*— The conference agreement provides \$33,600,000 for all activities, including construction of the Southern Expansion. The conferees note that the project is expected to cost upwards of \$350,000,000 has an estimated completion date of 2025, adds 37 acres of land, and will extend the cemetery's life into the 2050s. While the conferees strongly support extending the life of the cemetery, there are concerns that the proposed expansion lacks proper planning. For example the Committees were initially told that the Southern Expansion would cost \$274,000,000 however, now it appears that estimate was vastly underestimated. Therefore, no later than 180 days after enactment of this Act the conferees direct the Army to provide a comprehensive plan that includes cost estimate and construction schedule. Furthermore, after this reporting requirement is met the Army shall provide quarterly updates until this project is completed.

ARMED FORCES RETIREMENT HOME  
TRUST FUND

The conference agreement includes a total of \$64,300,000 for the Armed Forces Retirement Home (AFRH), as requested, but does not provide the funds in the manner requested. The agreement directs that \$42,300,000 be derived from the Trust Fund and \$22,000,000 be provided from the General Fund to support AFRH operations.

*Trust Fund Solvency.*—There continues to be a belief that both legislative and administrative actions are necessary to improve Trust Fund solvency, eliminate AFRH's reliance on the General Fund, and maintain the high-quality services provided to AFRH residents. While there is still concern about the path forward, DOD is directed to continue working with AFRH to take appropriate administrative action and to develop and submit proposed authorizing language that addresses the issue of Trust Fund solvency.

ADMINISTRATIVE PROVISION

The conference agreement includes section 301 allowing Arlington National Cemetery to deposit and use funds derived from concessions.

## TITLE IV

### OVERSEAS CONTINGENCY OPERATIONS

#### DEPARTMENT OF DEFENSE

The conference agreement includes title IV, Overseas Contingency Operations, for military construction projects related to the Global War on Terrorism and the European Deterrence/Reassurance Initiative.

#### MILITARY CONSTRUCTION, ARMY

The conference agreement includes \$192,250,000 for “Military Construction, Army”, for planning and design and construction in support of Overseas Contingency Operations and the European Deterrence/Reassurance Initiative.

#### MILITARY CONSTRUCTION, NAVY AND MARINE CORPS

The conference agreement includes \$227,320,000 for “Military Construction, Navy and Marine Corps”, for planning and design and construction in support of Overseas Contingency Operations and the European Deterrence/Reassurance Initiative.

#### MILITARY CONSTRUCTION, AIR FORCE

The conference agreement includes \$414,800,000 for “Military Construction, Air Force”, for planning and design and construction in support of Overseas Contingency Operations and the European Deterrence/Reassurance Initiative.

## MILITARY CONSTRUCTION, DEFENSE-WIDE

The conference agreement includes \$87,050,000 for “Military Construction, Defense-Wide”, for planning and design and construction in support of Overseas Contingency Operations and the European Deterrence/Reassurance Initiative.

## ADMINISTRATIVE PROVISIONS

The conference agreement includes section 401 which provides the contingent emergency designation for the Overseas Contingency Operations accounts.

The conference agreement includes section 402 which requires the Department of Defense to provide a future year defense program for European Deterrence/Reassurance Initiative to the congressional defense committees.

Insert  
51a-b

OVERSEAS CONTINGENCY OPERATIONS  
(AMOUNTS IN THOUSANDS)

	BUDGET REQUEST	HOUSE	SENATE	CONFERENCE AGREEMENT
BULGARIA				
ARMY				
NEVO SELO FOS				
EDI: AMMUNITION HOLDING AREA.....	5,200	5,200	5,200	5,200
GERMANY				
AIR FORCE				
RAMSTEIN AB				
EDI: KMC DABS-FEV/RH STORAGE WAREHOUSES.....	119,000	119,000	119,000	119,000
GREECE				
NAVY				
SOUDA BAY				
EDI: JOINT MOBILITY PROCESSING CENTER.....	41,650	41,650	41,650	41,650
EDI: MARATHI LOGISTICS SUPPORT CENTER.....	6,200	6,200	6,200	6,200
GUANTANAMO BAY, CUBA				
ARMY				
GUANTANAMO BAY				
OCO: HIGH VALUE DETENTION FACILITY.....	69,000	69,000	---	---
ITALY				
NAVY				
SIGONELLA				
EDI: P-8A TAXIWAY.....	66,050	66,050	66,050	66,050
NORWAY				
AIR FORCE				
RYGGE				
EDI: CONSTRUCT TAXIWAY.....	13,800	13,800	13,800	13,800
POLAND				
ARMY				
POWIDZ AB				
EDI: AMMUNITION STORAGE FACILITY.....	52,000	52,000	52,000	52,000
EDI: BULK FUEL STORAGE.....	21,000	21,000	21,000	21,000
EDI: RAIL EXTENSION & RAILHEAD.....	14,000	14,000	14,000	14,000
ZAGAN TRAINING AREA				
EDI: RAIL EXTENSION AND RAILHEAD.....	6,400	6,400	6,400	6,400
EDI: STAGING AREA.....	51,000	---	---	---
EDI: STAGING AREA.....	---	34,000	34,000	34,000
DRAWSKO POMORSKI				
EDI: STAGING AREA.....	---	17,000	17,000	17,000
QATAR				
AIR FORCE				
AL UDEID				
OCO: FLIGHTLINE SUPPORT FACILITIES.....	---	---	29,000	30,400
OCO: PERSONNEL DEPLOYMENT PROCESSING FCILITY.....	---	---	40,000	40,000
DEFENSE-WIDE				
AL UDEID				
OCO: TRANS-REGIONAL LOGISTICS COMPLEX.....	60,000	60,000	60,000	60,000
ROMANIA				
ARMY				
MIHAIL KOGALNICEANU FOS				
EDI: EXPLOSIVES & AMMO LOAD/UNLOAD APRON.....	21,651	21,651	21,651	21,651
SLOVAKIA				
AIR FORCE				
MALACKY				
EDI: REGIONAL MUNITIONS STORAGE AREA.....	59,000	59,000	59,000	59,000



OVERSEAS CONTINGENCY OPERATIONS  
(AMOUNTS IN THOUSANDS)

	BUDGET REQUEST	HOUSE	SENATE	CONFERENCE AGREEMENT
-----				
SPAIN				
NAVY				
ROTA				
EDI: PORT OPERATIONS FACILITIES.....	21,590	21,590	21,590	21,590
UNITED KINGDOM				
NAVY				
LOSSIEMOUTH				
EDI: P-8 BASE IMPROVEMENTS.....	79,130	79,130	79,130	79,130
AIR FORCE				
RAF FAIRFORD				
EDI: CONSTRUCT DABS-FEV STORAGE.....	87,000	87,000	87,000	87,000
EDI: MUNITIONS HOLDING AREA.....	19,000	19,000	19,000	19,000
ESTONIA				
DEFENSE-WIDE				
UNSPECIFIED LOCATIONS				
EDI: SOF OPERATIONS FACILITY.....	6,100	6,100	6,100	6,100
EDI: SOF TRAINING FACILITY.....	9,600	9,600	9,600	9,600
WORLDWIDE UNSPECIFIED				
ARMY				
EDI: PLANNING AND DESIGN.....	20,999	20,999	20,999	20,999
NAVY				
EDI: PLANNING AND DESIGN.....	12,700	12,700	12,700	12,700
AIR FORCE				
EDI: PLANNING & DESIGN FUNDS.....	48,000	48,000	48,000	46,600
DEFENSE-WIDE				
EDI: PLANNING AND DESIGN.....	7,100	7,100	7,100	7,100
EDI: PLANNING AND DESIGN.....	4,250	4,250	4,250	4,250

510

TITLE V  
GENERAL PROVISIONS

The conference agreement includes section 501 prohibiting the obligation of funds in this Act beyond the current fiscal year unless expressly so provided.

The conference agreement includes section 502 prohibiting the use of the funds in this Act for programs, projects, or activities not in compliance with Federal law relating to risk assessment, the protection of private property rights, or unfunded mandates.

The conference agreement includes section 503 encouraging all Departments to expand their use of "E-Commerce."

The conference agreement includes section 504 specifying the congressional committees that are to receive all reports and notifications.

The conference agreement includes section 505 prohibiting the transfer of funds to any instrumentality of the United States Government without authority from an appropriations Act.

The conference agreement includes section 506 prohibiting the use of funds for a project or program named for a serving Member, Delegate, or Resident Commissioner of the United States House of Representatives.

The conference agreement includes section 507 requiring all reports submitted to Congress to be posted on official web sites of the submitting agency.

The conference agreement includes section 508 prohibiting the use of funds to establish or maintain a computer network unless such network blocks the viewing, downloading, and exchanging of pornography, except for law enforcement investigation, prosecution, or adjudication activities.


The conference agreement includes section 509 prohibiting the use of funds for the payment of first-class air travel by an employee of the executive branch.

The conference agreement includes section 510 prohibiting the use of funds in this Act for any contract where the contractor has not complied with E-Verify requirements.

The conference agreement includes section 511 prohibiting the use of funds in this Act by the Department of Defense or the Department of Veterans Affairs for the purchase or lease of a new vehicle except in accordance with Presidential Memorandum – Federal Fleet Performance, dated May 24, 2011.

The conference agreement includes section 512 prohibiting the use of funds in this Act for the renovation, expansion, or construction of any facility in the continental United States for the purpose of housing any individual who has been detained at the United States Naval Station, Guantanamo Bay, Cuba.

Insert  
54a-m



DIVISION C, MILITARY CONSTRUCTION AND VETERANS AFFAIRS, AND RELATED  
 AGENCIES APPROPRIATIONS ACT, 2019  
 (Amounts in thousands)

	FY 2018 Enacted	FY 2019 Request	House	Senate	Conference Agreement	Conference vs Enacted	Conference vs Request
<b>TITLE I - DEPARTMENT OF DEFENSE</b>							
Military Construction, Army.....	923,994	1,011,768	1,001,768	1,021,768	1,021,768	+97,774	+10,000
Military Construction, Navy and Marine Corps.....	1,553,275	2,543,189	2,100,298	2,222,522	2,118,619	+565,344	-424,570
Hurricane Supplemental (P.L. 115-123) (Emergency).....	201,636	---	---	---	---	-201,636	---
Total.....	1,754,911	2,543,189	2,100,298	2,222,522	2,118,619	+363,708	-424,570
Military Construction, Air Force.....	1,543,558	1,725,707	1,454,723	1,495,423	1,440,323	-103,235	-285,384
Military Construction, Defense-Wide.....	2,811,513	2,693,324	2,465,738	2,575,938	2,550,728	-260,785	-142,596
Additional Funds (P.L. 115-96) (Emergency).....	200,000	---	---	---	---	-200,000	---
Total.....	3,011,513	2,693,324	2,465,738	2,575,938	2,550,728	-460,785	-142,596
Total, Active components.....	7,233,976	7,973,988	7,022,527	7,315,651	7,131,438	-102,538	-842,550
Military Construction, Army National Guard.....	220,652	180,122	180,122	190,122	190,122	-30,530	+10,000
Hurricane Supplemental (P.L. 115-123) (Emergency).....	519,345	---	---	---	---	-519,345	---
Subtotal.....	739,997	180,122	180,122	190,122	190,122	-549,875	+10,000
Military Construction, Air National Guard.....	171,491	129,126	129,126	139,126	129,126	-42,365	---
Military Construction, Army Reserve.....	83,712	64,919	64,919	64,919	64,919	-18,793	---
Military Construction, Navy Reserve.....	95,271	43,065	43,065	43,065	43,065	-52,206	---

9  
27

DIVISION C, MILITARY CONSTRUCTION AND VETERANS AFFAIRS, AND RELATED  
 AGENCIES APPROPRIATIONS ACT, 2019  
 (Amounts in thousands)

	FY 2018 Enacted	FY 2019 Request	House	Senate	Conference Agreement	Conference vs Enacted	Conference vs Request
Military Construction, Air Force Reserve.....	73,535	50,163	50,163	50,163	38,063	-35,472	-12,100
Total, Reserve components.....	1,164,006	467,395	467,395	487,395	465,295	-698,711	-2,100
North Atlantic Treaty Organization Security Investment Program.....	177,932	171,064	171,064	171,064	171,064	-6,868	---
Department of Defense Base Closure Account.....	310,000	267,538	322,390	277,538	342,000	+32,000	+74,462
Total, Military Construction.....	8,885,914	8,879,985	7,983,376	8,251,648	8,109,797	-776,117	-770,188
Family Housing Construction, Army.....	182,662	330,660	330,660	330,660	330,660	+147,998	---
Family Housing Operation and Maintenance, Army.....	348,907	376,509	376,509	376,509	376,509	+27,602	---
Family Housing Construction, Navy and Marine Corps....	83,682	104,581	104,581	104,581	104,581	+20,899	---
Family Housing Operation and Maintenance, Navy and Marine Corps.....	328,282	314,536	314,536	314,536	314,536	-13,746	---
Family Housing Construction, Air Force.....	85,062	78,446	78,446	78,446	78,446	-6,616	---
Family Housing Operation and Maintenance, Air Force...	318,324	317,274	317,274	317,274	317,274	-1,050	---
Family Housing Operation and Maintenance, Defense-Wide	59,169	58,373	58,373	58,373	58,373	-796	---
Department of Defense Family Housing Improvement Fund.	2,726	1,653	1,653	1,653	1,653	-1,073	---
DoD Military Unaccompanied Housing Improvement Fund...	623	600	600	600	600	-23	---
Total, Family Housing.....	1,409,437	1,582,632	1,582,632	1,582,632	1,582,632	+173,195	---

ADMINISTRATIVE PROVISIONS

Military Construction, Air Force (Sec. 126) (rescission).....	---	---	-31,158	-31,158	-31,158	-31,158	-31,158
------------------------------------------------------------------	-----	-----	---------	---------	---------	---------	---------

5

DIVISION C, MILITARY CONSTRUCTION AND VETERANS AFFAIRS, AND RELATED  
AGENCIES APPROPRIATIONS ACT, 2019  
(Amounts in thousands)

	FY 2018 Enacted	FY 2019 Request	House	Senate	Conference Agreement	Conference vs Enacted	Conference vs Request
Military Construction, Army (Sec. 125).....	93,800	---	44,100	77,600	94,100	+300	+94,100
Military Construction, Navy and Marine Corps (Sec. 125).....	202,130	---	317,800	244,400	196,850	-5,280	+196,850
Military Construction, Air National Guard (Sec. 125)..	52,000	---	---	---	---	-52,000	---
Military Construction, Army National Guard (Sec. 125)..	113,500	---	11,000	22,000	22,000	-91,500	+22,000
Military Construction, Air National Guard (Sec. 125)..	---	---	62,000	11,100	54,000	+54,000	+54,000
Military Construction, Army Reserve (Sec. 125).....	76,000	---	23,000	10,000	23,000	-53,000	+23,000
NATO Security Investment Program (Sec. 126) (rescission).....	-25,000	---	-25,000	---	-25,000	---	-25,000
42 USC 3374 (Sec. 126).....	---	---	-15,000	---	-15,333	-15,333	-15,333
Military Construction, Air Force (Sec. 125).....	138,100	---	144,450	118,516	118,450	-19,650	+118,450
Military Construction, Air Force Reserve (Sec. 125)...	64,100	---	84,800	14,400	84,800	+20,700	+84,800
NATO Security Investment Program (Sec. 126).....	---	---	---	---	---	---	---
Family Housing Construction, Army (Sec. 126).....	-18,000	---	---	---	---	+18,000	---
Family Housing Construction, Navy and Marine Corps (Sec. 126).....	---	---	---	-2,138	-2,138	-2,138	-2,138
Defense Access Roads Program (Sec. 130).....	20,000	---	---	30,000	30,000	+10,000	+30,000
Military Construction - Enhancing Force Protection and Safety on Military Installations (Sec. 132).....	---	---	150,000	---	100,000	+100,000	+100,000
Military Construction, Army National Guard.....	---	---	---	-10,000	-10,000	-10,000	-10,000
<b>Total, Administrative Provisions.....</b>	<b>716,630</b>	<b>---</b>	<b>765,992</b>	<b>484,720</b>	<b>639,571</b>	<b>-77,059</b>	<b>+639,571</b>
Appropriations.....	(759,630)	---	(837,150)	(528,016)	(723,200)	(-36,430)	(+723,200)
Rescissions.....	(-43,000)	---	(-71,158)	(-43,296)	(-83,629)	(-40,629)	(-83,629)
<b>Total, title I, Department of Defense.....</b>	<b>11,011,981</b>	<b>10,462,617</b>	<b>10,332,000</b>	<b>10,319,000</b>	<b>10,332,000</b>	<b>-679,981</b>	<b>-130,617</b>
Appropriations.....	(10,134,000)	(10,462,617)	(10,403,158)	(10,362,296)	(10,415,629)	(+281,629)	(-46,988)

DIVISION C, MILITARY CONSTRUCTION AND VETERANS AFFAIRS, AND RELATED  
 AGENCIES APPROPRIATIONS ACT, 2019  
 (Amounts in thousands)

	FY 2018 Enacted	FY 2019 Request	House	Senate	Conference Agreement	Conference vs Enacted	Conference vs Request
Rescissions.....	(-43,000)	---	(-71,158)	(-43,296)	(-83,629)	(-40,629)	(-83,629)
Emergency appropriations.....	(920,981)	---	---	---	---	(-920,981)	---
<b>Total, title I less emergency appropriations.....</b>	<b>10,091,000</b>	<b>10,462,617</b>	<b>10,332,000</b>	<b>10,319,000</b>	<b>10,332,000</b>	<b>+241,000</b>	<b>-130,617</b>
<b>TITLE II - DEPARTMENT OF VETERANS AFFAIRS</b>							
<b>Veterans Benefits Administration</b>							
<b>Compensation and pensions:</b>							
Advance from prior year.....	(90,119,449)	(95,768,462)	(95,768,462)	(95,768,462)	(95,768,462)	(+5,649,013)	---
Current year request.....	---	1,410,332	1,410,332	1,410,332	2,994,366	+2,994,366	+1,584,034
<b>Subtotal, current year.....</b>	<b>90,119,449</b>	<b>97,178,794</b>	<b>97,178,794</b>	<b>97,178,794</b>	<b>98,762,828</b>	<b>+8,643,379</b>	<b>+1,584,034</b>
Advance appropriation, FY 2020.....	95,768,462	107,119,807	107,119,807	107,119,807	109,017,152	+13,248,690	+1,897,345
<b>Readjustment benefits:</b>							
Advance from prior year.....	(13,708,648)	(11,832,175)	(11,832,175)	(11,832,175)	(11,832,175)	(-1,876,473)	---
<b>Subtotal.....</b>	<b>13,708,648</b>	<b>11,832,175</b>	<b>11,832,175</b>	<b>11,832,175</b>	<b>11,832,175</b>	<b>-1,876,473</b>	<b>---</b>
Advance appropriation, FY 2020.....	11,832,175	14,065,282	14,065,282	14,065,282	14,065,282	+2,233,107	---



DIVISION C, MILITARY CONSTRUCTION AND VETERANS AFFAIRS, AND RELATED  
 AGENCIES APPROPRIATIONS ACT, 2019  
 (Amounts in thousands)

	FY 2018 Enacted	FY 2019 Request	House	Senate	Conference Agreement	Conference vs Enacted	Conference vs Request
<b>Veterans insurance and indemnities:</b>							
Advance from prior year.....	(107,899)	(109,090)	(109,090)	(109,090)	(109,090)	(+1,191)	---
Current year request.....	12,439	---	---	---	---	-12,439	---
Subtotal.....	120,338	109,090	109,090	109,090	109,090	-11,248	---
Advance appropriation, FY 2020.....	109,090	111,340	111,340	111,340	111,340	+2,250	---
<b>Veterans housing benefit program fund:</b>							
(Limitation on direct loans).....	(500)	(500)	(500)	(500)	(500)	---	---
Administrative expenses.....	178,626	200,612	200,612	200,612	200,612	+21,986	---
<b>Vocational rehabilitation loans program account.....</b>							
(Limitation on direct loans).....	(2,356)	(2,037)	(2,037)	(2,037)	(2,037)	(-319)	---
Administrative expenses.....	395	396	396	396	396	+1	---
Native American veteran housing loan program account..	1,163	1,149	1,149	1,163	1,163	---	+14
General operating expenses, VBA.....	2,910,000	2,868,909	2,922,000	2,956,316	2,956,316	+46,316	+87,407
<b>Total, Veterans Benefits Administration.....</b>	<b>110,812,380</b>	<b>125,777,866</b>	<b>125,830,957</b>	<b>125,865,287</b>	<b>129,346,666</b>	<b>+18,534,286</b>	<b>+3,568,800</b>
Appropriations.....	(3,102,653)	(4,481,437)	(4,534,528)	(4,568,858)	(6,152,892)	(+3,050,239)	(+1,671,455)
Advance appropriations, FY 2020.....	(107,709,727)	(121,296,429)	(121,296,429)	(121,296,429)	(123,193,774)	(+15,484,047)	(+1,897,345)
Advances from prior year appropriations.....	(103,935,996)	(107,709,727)	(107,709,727)	(107,709,727)	(107,709,727)	(+3,773,731)	---

57e

DIVISION C, MILITARY CONSTRUCTION AND VETERANS AFFAIRS, AND RELATED  
 AGENCIES APPROPRIATIONS ACT, 2019  
 (Amounts in thousands)

	FY 2018 Enacted	FY 2019 Request	House	Senate	Conference Agreement	Conference vs Enacted	Conference vs Request
<b>Veterans Health Administration</b>							
<b>Medical services:</b>							
Advance from prior year.....	(44,886,554)	(49,161,165)	(49,161,165)	(49,161,165)	(49,161,165)	(+4,274,611)	---
Current year request.....	1,962,984	---	2,000	750,000	750,000	-1,212,984	+750,000
Hurricane Supplemental (P.L. 115-123) (Emergency).....	11,075	---	---	---	---	-11,075	---
Subtotal.....	46,860,613	49,161,165	49,163,165	49,911,165	49,911,165	+3,050,552	+750,000
Advance appropriation, FY 2020.....	49,161,165	48,747,988	48,765,988	51,411,165	51,411,165	+2,250,000	+2,663,177
<b>Medical community care:</b>							
Advance from prior year.....	(9,409,118)	(8,384,704)	(8,384,704)	(8,384,704)	(8,384,704)	(-1,024,414)	---
Current year request.....	419,176	---	---	---	---	-419,176	---
4/13/2018 Budget Amendment.....	---	500,000	500,000	1,000,000	1,000,000	+1,000,000	+500,000
Subtotal.....	9,828,294	8,884,704	8,884,704	9,384,704	9,384,704	-443,590	+500,000
Advance appropriation, FY 2020.....	8,384,704	14,419,786	14,401,786	10,758,399	10,758,399	+2,373,695	-3,661,387
Choice Fund.....	---	1,900,000	---	---	---	---	-1,900,000

02

DIVISION C, MILITARY CONSTRUCTION AND VETERANS AFFAIRS, AND RELATED  
 AGENCIES APPROPRIATIONS ACT, 2019  
 (Amounts in thousands)

	FY 2018 Enacted	FY 2019 Request	House	Senate	Conference Agreement	Conference vs Enacted	Conference vs Request
<b>Medical support and compliance:</b>							
Advance from prior year.....	(6,654,480)	(7,239,156)	(7,239,156)	(7,239,156)	(7,239,156)	(+584,676)	---
Current year request.....	100,000	---	---	---	---	-100,000	---
Hurricane Supplemental (P.L. 115-123) (Emergency).....	3,209	---	---	---	---	-3,209	---
Subtotal.....	6,757,689	7,239,156	7,239,156	7,239,156	7,239,156	+481,467	---
Advance appropriation, FY 2020.....	7,239,156	7,106,150	7,106,150	7,239,156	7,239,156	---	+133,006
<b>Medical facilities:</b>							
Advance from prior year.....	(5,434,880)	(5,914,288)	(5,914,288)	(5,914,288)	(5,914,288)	(+479,408)	---
Current year request.....	707,000	---	---	211,000	90,180	-616,820	+90,180
Hurricane Supplemental (P.L. 115-123) (Emergency).....	75,108	---	---	---	---	-75,108	---
Subtotal.....	6,216,988	5,914,288	5,914,288	6,125,288	6,004,468	-212,520	+90,180
Advance appropriation, FY 2020.....	5,914,288	5,276,676	5,276,676	6,141,880	6,141,880	+227,592	+865,204
Medical and prosthetic research.....	722,262	727,369	732,262	779,000	779,000	+56,738	+51,631
<b>Medical care cost recovery collections:</b>							
Offsetting collections.....	-2,507,000	-3,590,000	-3,590,000	-3,590,000	-3,590,000	-1,083,000	---
Appropriations (indefinite).....	2,507,000	3,590,000	3,590,000	3,590,000	3,590,000	+1,083,000	---
Subtotal.....	---	---	---	---	---	---	---
DoD-VA Joint Medical Funds (transfers out).....	(-297,137)	(-301,578)	(-306,378)	(-301,578)	(-301,578)	(-4,441)	---
DoD-VA Joint Medical Funds (by transfer).....	(297,137)	(301,578)	(306,378)	(301,578)	(301,578)	(+4,441)	---

DIVISION C, MILITARY CONSTRUCTION AND VETERANS AFFAIRS, AND RELATED  
 AGENCIES APPROPRIATIONS ACT, 2019  
 (Amounts in thousands)

	FY 2018 Enacted	FY 2019 Request	House	Senate	Conference Agreement	Conference vs Enacted	Conference vs Request
DoD-VA Health Care Sharing Incentive Fund (Transfer out).....	(-15,000)	(-15,000)	(-15,000)	(-15,000)	(-15,000)	---	---
DoD-VA Health Care Sharing Incentive Fund (by transfer).....	(15,000)	(15,000)	(15,000)	(15,000)	(15,000)	---	---
<b>Total, Veterans Health Administration.....</b>	<b>74,700,127</b>	<b>78,677,969</b>	<b>76,784,862</b>	<b>78,290,600</b>	<b>78,169,780</b>	<b>+3,469,653</b>	<b>-508,189</b>
Appropriations.....	(3,911,422)	(3,127,369)	(1,234,262)	(2,740,000)	(2,619,180)	(-1,292,242)	(-508,189)
(By transfer).....	(312,137)	(316,578)	(321,378)	(316,578)	(316,578)	(+4,441)	---
Advance appropriations, FY 2020.....	(70,699,313)	(75,550,600)	(75,550,600)	(75,550,600)	(75,550,600)	(+4,851,287)	---
Advances from prior year appropriations.....	(66,385,032)	(70,699,313)	(70,699,313)	(70,699,313)	(70,699,313)	(+4,314,281)	---
<b>National Cemetery Administration</b>							
National Cemetery Administration.....	306,193	315,836	315,836	315,836	315,836	+9,643	---
<b>Departmental Administration</b>							
General administration.....	335,891	367,629	346,091	365,976	355,897	+20,006	-11,732
Board of Veterans Appeals.....	161,048	174,748	174,748	174,748	174,748	+13,700	---
Information technology systems.....	4,055,500	4,184,571	4,103,000	4,184,571	4,103,000	+47,500	-81,571
Veterans Electronic Health Record.....	782,000	1,207,000	1,207,000	800,000	1,107,000	+325,000	-100,000
Office of Inspector General.....	164,000	172,054	172,054	192,000	192,000	+28,000	+19,946
Construction, major projects.....	512,430	1,127,486	1,127,486	1,127,486	1,127,486	+615,056	---



DIVISION C, MILITARY CONSTRUCTION AND VETERANS AFFAIRS, AND RELATED  
AGENCIES APPROPRIATIONS ACT, 2019  
(Amounts in thousands)

	FY 2018 Enacted	FY 2019 Request	House	Senate	Conference Agreement	Conference vs Enacted	Conference vs Request
Construction, minor projects.....	342,570	706,889	649,514	706,889	649,514	+306,944	-57,375
Hurricane Supplemental (P.L. 115-123) (Emergency).	4,088	---	---	---	---	-4,088	---
Subtotal.....	346,658	706,889	649,514	706,889	649,514	+302,856	-57,375
Grants for construction of State extended care facilities.....	110,000	150,000	150,000	150,000	150,000	+40,000	---
Grants for the construction of veterans cemeteries....	45,000	45,000	45,000	45,000	45,000	---	---
Total, Departmental Administration.....	6,512,527	8,135,377	7,974,893	7,746,670	7,904,645	+1,392,118	-230,732
Administrative Provisions							
Mandatory disability exams language (Sec. 256).....	25,000	---	---	---	---	-25,000	---
Medical services (Sec. 237) (rescission).....	-751,000	---	---	---	---	+751,000	---
MISSION Act programs.....	---	---	1,138,000	---	---	---	---
Medical Support and Compliance (Sec. 236) (rescission)	---	---	---	-211,000	-211,000	-211,000	-211,000
Infrastructure Initiative (Sec. 248).....	2,000,000	---	2,000,000	2,000,000	2,000,000	---	+2,000,000
Construction, major projects:							
Sec. 243(a) rescission.....	-10,000	---	---	---	---	+10,000	---
Sec. 243(b) reappropriation.....	10,000	---	---	---	---	-10,000	---



DIVISION C, MILITARY CONSTRUCTION AND VETERANS AFFAIRS, AND RELATED  
 AGENCIES APPROPRIATIONS ACT, 2019  
 (Amounts in thousands)

	FY 2018 Enacted	FY 2019 Request	House	Senate	Conference Agreement	Conference vs Enacted	Conference vs Request
Sec. 243(c) rescission.....	-410,000	---	---	---	---	+410,000	---
Sec. 243(d) reappropriation.....	410,000	---	---	---	---	-410,000	---
<b>Total. Administrative Provisions.....</b>	<b>1,274,000</b>	<b>---</b>	<b>3,138,000</b>	<b>1,789,000</b>	<b>1,789,000</b>	<b>+515,000</b>	<b>+1,789,000</b>
<b>Total, title II.....</b>	<b>193,605,227</b>	<b>212,907,048</b>	<b>214,044,548</b>	<b>214,007,393</b>	<b>217,525,927</b>	<b>+23,920,700</b>	<b>+4,618,879</b>
Appropriations.....	(15,853,707)	(16,060,019)	(17,197,519)	(17,371,364)	(18,992,553)	(+3,138,846)	(+2,932,534)
Reappropriations.....	(420,000)	---	---	---	---	(-420,000)	---
Emergency appropriations.....	(93,480)	---	---	---	---	(-93,480)	---
Rescissions.....	(-1,171,000)	---	---	(-211,000)	(-211,000)	(+960,000)	(-211,000)
(By transfer).....	(312,137)	(316,578)	(321,378)	(316,578)	(316,578)	(+4,441)	---
<b>Advance Appropriations, FY 2020:</b>							
Mandatory.....	(107,709,727)	(121,296,429)	(121,296,429)	(121,296,429)	(123,193,774)	(+15,484,047)	(+1,897,345)
Discretionary.....	(70,699,313)	(75,550,600)	(75,550,600)	(75,550,600)	(75,550,600)	(+4,851,287)	---
<b>Advances from prior year appropriations:</b>							
Mandatory.....	(103,935,996)	(107,709,727)	(107,709,727)	(107,709,727)	(107,709,727)	(+3,773,731)	---
Discretionary.....	(66,385,032)	(70,699,313)	(70,699,313)	(70,699,313)	(70,699,313)	(+4,314,281)	---
(Limitation on direct loans).....	(2,856)	(2,537)	(2,537)	(2,537)	(2,537)	(-319)	---
Discretionary.....	(85,883,061)	(90,200,287)	(91,337,787)	(91,300,632)	(91,337,787)	(+5,454,726)	(+1,137,500)
Advances from prior year less FY 2020 advances	(-4,314,281)	(-4,851,287)	(-4,851,287)	(-4,851,287)	(-4,851,287)	(-537,006)	---
<b>Net discretionary.....</b>	<b>(81,475,300)</b>	<b>(85,349,000)</b>	<b>(86,486,500)</b>	<b>(86,449,345)</b>	<b>(86,486,500)</b>	<b>(+5,011,200)</b>	<b>(+1,137,500)</b>



DIVISION C, MILITARY CONSTRUCTION AND VETERANS AFFAIRS, AND RELATED  
 AGENCIES APPROPRIATIONS ACT, 2019  
 (Amounts in thousands)

	FY 2018 Enacted	FY 2019 Request	House	Senate	Conference Agreement	Conference vs Enacted	Conference vs Request
Mandatory.....	(107,722,166)	(122,706,761)	(122,706,761)	(122,706,761)	(126,188,140)	(+18,465,974)	(+3,481,379)
Advances from prior year less FY 2020 advances	(-3,773,731)	(-13,586,702)	(-13,586,702)	(-13,586,702)	(-15,484,047)	(-11,710,316)	(-1,897,345)
Net mandatory.....	(103,948,435)	(109,120,059)	(109,120,059)	(109,120,059)	(110,704,093)	(+6,755,658)	(+1,584,034)
Total mandatory and discretionary.....	185,423,735	194,469,059	195,606,559	195,569,404	197,190,593	+11,766,858	+2,721,534

TITLE III - RELATED AGENCIES

American Battle Monuments Commission

Salaries and expenses.....	79,000	75,100	75,100	81,000	104,000	+25,000	+28,900
Total, American Battle Monuments Commission.....	79,000	75,100	75,100	81,000	104,000	+25,000	+28,900

U.S. Court of Appeals for Veterans Claims

Salaries and expenses.....	33,600	107,455	33,600	34,955	34,955	+1,355	-72,500
(Transfer out).....	---	(-72,500)	---	---	---	---	(+72,500)

Department of Defense - Civil

Cemeterial Expenses, Army

Salaries and expenses.....	80,800	70,800	70,800	80,800	80,800	---	+10,000
----------------------------	--------	--------	--------	--------	--------	-----	---------

10/10/19

DIVISION C, MILITARY CONSTRUCTION AND VETERANS AFFAIRS, AND RELATED  
 AGENCIES APPROPRIATIONS ACT, 2019  
 (Amounts in thousands)

	FY 2018 Enacted	FY 2019 Request	House	Senate	Conference Agreement	Conference vs Enacted	Conference vs Request
Construction.....	167,000	---	73,855	56,600	33,600	-133,400	+33,600
Total, Cemeterial Expenses, Army.....	247,800	70,800	144,655	137,400	114,400	-133,400	+43,600
Armed Forces Retirement Home - Trust Fund							
Operation and maintenance.....	41,300	41,300	41,300	41,300	41,300	---	---
Capital program.....	1,000	1,000	1,000	1,000	1,000	---	---
Payment from General Fund.....	22,000	22,000	22,000	22,000	22,000	---	---
Total, Armed Forces Retirement Home.....	64,300	64,300	64,300	64,300	64,300	---	---
Total, title III.....	424,700	317,655	317,655	317,655	317,655	-107,045	---

TITLE IV - OVERSEAS CONTINGENCY OPERATIONS

Overseas Contingency Operations

Army.....	130,400	---	---	---	---	-130,400	---
Navy.....	13,390	---	---	---	---	-13,390	---
Air Force.....	275,522	69,000	---	69,000	---	-275,522	-69,000
Defense-Wide.....	22,400	60,000	---	60,000	60,000	+37,600	---
Subtotal.....	441,712	129,000	---	129,000	60,000	-381,712	-69,000






DIVISION C, MILITARY CONSTRUCTION AND VETERANS AFFAIRS, AND RELATED  
 AGENCIES APPROPRIATIONS ACT, 2019  
 (Amounts in thousands)

	FY 2018 Enacted	FY 2019 Request	House	Senate	Conference Agreement	Conference vs Enacted	Conference vs Request
<b>European Deterrence / Reassurance Initiative</b>							
Army.....	15,700	192,250	261,250	192,250	192,250	+176,550	---
Navy.....	19,858	227,320	227,320	227,320	227,320	+207,462	---
Air Force.....	270,830	345,800	345,800	345,800	414,800	+143,970	+69,000
Defense-Wide.....	1,900	27,050	87,050	27,050	27,050	+25,150	---
<b>Subtotal.....</b>	<b>308,288</b>	<b>792,420</b>	<b>921,420</b>	<b>792,420</b>	<b>861,420</b>	<b>+553,132</b>	<b>+69,000</b>
<b>Total, title IV.....</b>	<b>750,000</b>	<b>921,420</b>	<b>921,420</b>	<b>921,420</b>	<b>921,420</b>	<b>+171,420</b>	<b>---</b>
<b>Grand total.....</b>	<b>205,791,908</b>	<b>224,608,740</b>	<b>225,615,623</b>	<b>225,565,468</b>	<b>229,097,002</b>	<b>+23,305,094</b>	<b>+4,488,262</b>
Appropriations.....	(26,412,407)	(26,840,291)	(27,918,332)	(28,051,315)	(29,725,837)	(+3,313,430)	(+2,885,546)
Reappropriations.....	(420,000)	---	---	---	---	(-420,000)	---
Rescissions.....	(-1,214,000)	---	(-71,158)	(-254,296)	(-294,629)	(+919,371)	(-294,629)
Advance appropriations, FY 2020.....	(178,409,040)	(196,847,029)	(196,847,029)	(196,847,029)	(198,744,374)	(+20,335,334)	(+1,897,345)
Overseas contingency operations.....	(750,000)	(921,420)	(921,420)	(921,420)	(921,420)	(+171,420)	---
Advances from prior year appropriations.....	(170,321,028)	(178,409,040)	(178,409,040)	(178,409,040)	(178,409,040)	(+8,088,012)	---
(By transfer).....	(312,137)	(316,578)	(321,378)	(316,578)	(316,578)	(+4,441)	---
(Transfer out).....	(-312,137)	(-389,078)	(-321,378)	(-316,578)	(-316,578)	(-4,441)	(+72,500)
(Limitation on direct loans).....	(2,856)	(2,537)	(2,537)	(2,537)	(2,537)	(-319)	---

10

Managers on the part of the  
HOUSE

  
\_\_\_\_\_  
RODNEY P. FRELINGHUYSEN

  
\_\_\_\_\_  
MICHAEL K. SIMPSON

  
\_\_\_\_\_  
JOHN R. CARTER

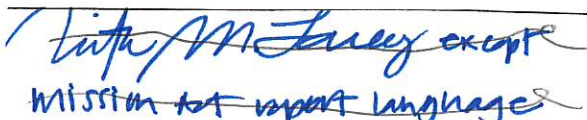
  
\_\_\_\_\_  
KEN CALVERT

  
\_\_\_\_\_  
JEFF FORTENBERRY

  
\_\_\_\_\_  
CHARLES F. FLEISCHMANN

  
\_\_\_\_\_  
JAIME HERRERA BEUTLER

  
\_\_\_\_\_  
SCOTT TAYLOR

  
\_\_\_\_\_  
NITA M. LOWEY

~~Peter J. Visclosky~~ Except Mission  
~~Act Report~~  
~~Language~~

~~PETER J. VISCLOSKY~~

~~Marcy Kaptur~~ except Mission  
~~Act report Language~~

~~MARCY KAPTUR~~


~~Debbie Wasserman Schultz~~ except Mission  
~~Act report~~  
~~Language~~

~~DEBBIE WASSERMAN SCHULTZ~~

~~Tim Ryan~~ except Mission  
~~Act Report~~  
~~Language~~

~~TIM RYAN~~

### H.R. 5895—Continued

<i>Managers on the part of the HOUSE</i>	<i>Managers on the part of the SENATE</i>
	Mr. SHELBY 
	 Mr. ALEXANDER
	 Mr. BOOZMAN
	 Mr. DAINES
	 Mr. LANKFORD
	 Mr. LEAHY
	 Mrs. FEINSTEIN
	 Mr. SCHATZ

### H.R. 5895—Continued

<i>Managers on the part of the HOUSE</i>	<i>Managers on the part of the SENATE</i>
	Mr. MURPHY 